

**HFL CONSUMER PRODUCTS PRIVATE LIMITED****DIRECTOR'S REPORT**

To,  
The Shareholders,

Your Directors have pleasure in presenting their **Fifth (5th)** Annual Report of your Company, together with the Audited Accounts for the Financial Year ended **March 31, 2025**.

**1. FINANCIAL RESULTS:**

**Financial Statement** of the Financial Year under review is as under:-

Particulars	For the year ended 31.03.2025	For the year ended 31.03.2024
	Amount (in Rs. Crores)	Amount (in Rs. Crores)
Revenue from operations	229.74	150.20
Other Income	0.16	0.10
<b>Total Revenue</b>	<b>229.90</b>	<b>150.30</b>
Total expenditure	224.98	151.74
<b>Profit/Loss before Tax</b>	<b>4.92</b>	<b>(1.44)</b>
Current Tax	--	--
Deferred Tax	0.97	0.27
MAT Credit	--	--
<b>Profit/ (Loss) for the year</b>	<b>3.95</b>	<b>(1.17)</b>

**2. FINANCIAL PERFORMANCE OF THE COMPANY**

Your Directors are pleased to inform you that, during the year under review, your Company has delivered yet another record year of operational performance at its Ice Cream manufacturing plant in Uttar Pradesh for a branded Companies and has recorded a jump of Rs.229.74 Crores turnover as against the turnover of Rs. 150.20 Crores in the previous Financial Year.

Your Company has reported a Net Profit of Rs. 3.95 crores as compared Net loss of Rs. 1.17 Crores in the previous Financial Year.

**3. DIVIDEND**

To conserve resources and in order to strengthen the Company's financial, your Directors do not recommend any Dividend for the year under review.

#### 4. SHARE CAPITAL OF THE COMPANY

During the Year under review, there was no changes in the Share Capital of your Company. As on March 31, 2025, the Authorised Share Capital of Company is Rs. 15,00,000/- (Rupees Fifteen Lakhs Only) divided into 1,50,000 (One Lakh Fifty Thousand only) Equity Shares of Rs. 10/- (Rupees Ten Only) each and the Issued Subscribed and Paid-up Capital is Rs. 1,00,000/- (Rupees One Lakh Only) divided into 10,000 (Ten Thousand) Equity Shares of Rs. 10/- (Rupees Ten Only) each.

#### 5. TRANSFER TO RESERVES IN TERMS OF SECTION 134(3)(J) OF THE COMPANIES ACT, 2013

Your Company did not transfer any amount to the General Reserve during the year.

#### 6. MATERIAL CHANGES AND COMMITMENTS OCCURRED BETWEEN THE DATE OF BALANCE SHEET AND THE DATE OF AUDIT REPORT

There are no material changes and commitments, affecting the financial position of your Company which has occurred between the end of Financial Year 2024-25 and the date of the Board's report.

#### 7. SIGNIFICANT AND MATERIAL ORDERS PASSED BY REGULATORS /COURTS/ TRIBUNALS

There are no significant and material orders passed by Regulators/Court/Tribunals against your Company.

#### 8. SUBSIDIARY/JOINT VENTURES/ASSOCIATE COMPANIES AND THEIR PERFORMANCE

Your Company do not have any Subsidiary/ Joint Venture and Associates of your Company. Further, Hindustan Foods Limited continues to be the Holding Company of your Company.

#### 9. DEPOSITS

Your Company has not accepted any deposit falling within the purview of Section 73 of the Companies Act, 2013 read with rules made thereunder.

#### 10. STATUTORY AUDITORS

M/s. M S K A & Associates, Chartered Accountants, (Registration No. 105047W) were appointed as Statutory Auditors of your Company for a period of five (5) consecutive years commencing from the conclusion of 1<sup>st</sup> Annual General Meeting ("AGM") held on October 18, 2021 until the conclusion of 5<sup>th</sup> AGM to be held on September 30, 2025. Accordingly, M/s. M S K A & Associates, will be completing their 1<sup>st</sup> term of four years at the conclusion of this forthcoming 5<sup>th</sup> Annual General Meeting on September 30, 2025.

Your Board is proposing to re-appoint M/s. M S K A & Associates, Chartered Accountants (Registration No. 105047W), as the Statutory Auditors for the 2<sup>nd</sup> term for a period of 2 years to hold office from the conclusion of the 5<sup>th</sup> Annual General Meeting till the conclusion of the 7<sup>th</sup> Annual General Meeting to be held in the year 2027, subject to approval of the Shareholders.

M/s. M S K A & Associates is a leading professional services firm engaged in the field of audit, taxation, risk and transaction advisory services.

M/s. M S K A have consented to the said appointment, and confirmed that their appointment, if made, would be within the limits mentioned under Section 141(3)(g) of the Companies Act, 2013 and the Companies (Audit and Auditors) Rules, 2014. Further, they have confirmed that they hold a valid certificate issued by the Peer Review Board of the Institute of Chartered Accountants of India (ICAI).

#### **11. REPORTING OF FRAUD BY AUDITORS**

During the year under review, the Statutory Auditors have not provided any instances of fraud committed against your Company by its officers or employees under section 143(12) of the Act, the details of which would need to be mentioned in this Report.

#### **12. AUDITORS REPORT**

The Auditor's report is self-explanatory. There were no observations/qualifications made by the Auditors in the Audit Report.

#### **13. CONSERVATION OF ENERGY, TECHNOLOGY, ABSORPTION, AND FOREIGN EXCHANGE EARNINGS AND OUTGO**

The information in respect of matters pertaining to conservation of energy, technology absorption, Foreign exchange earnings and outgo, as required under Section 134 (3)(m) of the Companies Act, 2013 read with Rule 8(3) of the Companies (Accounts) Rules, 2014 are provided in the **Annexure – I** to this Report.

#### **14. SECRETARIAL STANDARDS**

Your Company has complied with SS-1 & SS-2 issued by ICSI on Board Meetings and General Meetings respectively.

#### **15. RELATED PARTY TRANSACTIONS**

As per the provisions of section 188 of the Companies Act, 2013, the transaction entered with Related Parties for the year under review were on arm's length basis and in the ordinary course of business. Accordingly no transactions are required to be reported in Form AOC-2 in terms of Section 134 of the Act read with Rule 8 of the Companies (Accounts) Rules, 2014.

#### **16. INTERNAL CONTROL SYSTEM**

The internal control systems of your Company are effective and adequate for business processes with regards to size of the operation, compliance requirements with the applicable laws and regulations, financial reporting etc. commensurate with the size and complexities of the operations.

**17. DIRECTORS DURING THE YEAR**

During the Year under review, Mr. Sameer Kothari (DIN: 01361343), Mr. Ganesh Argekar (DIN: 06865379) and Mr. Sanjay Sehgal (DIN: 00057677) were the Directors on the Board of your Company as on March 31, 2025.

**18. MEETINGS OF BOARD OF DIRECTORS**

The Board meets at regular intervals to discuss business plan and strategies. The notice of Board meeting is given well in advance to all the Directors.

During the period under review, the Board of your Company met 4 (four) times, the details of which are provided below:

Sr. No.	Date of Board Meeting	Presence of Directors		
		Sameer Kothari	Ganesh Argekar	Sanjay Sehgal
1	21/05/2024	PRESENT	PRESENT	PRESENT
2	13/08/2024	PRESENT	PRESENT	PRESENT
3	12/11/2024	PRESENT	PRESENT	PRESENT
4	07/02/2025	PRESENT	PRESENT	PRESENT

The maximum interval between any two meetings was well within the maximum allowed gap of 120 days.

**19. LOANS, GUARANTEES OR INVESTMENTS UNDER SECTION 186**

During the year under review, there were no loans, guarantees or investments made by your Company under Section 186 of the Companies Act, 2013 and hence the said provision is not applicable. Also, There were no guarantees and investments made by your Company.

**20. DISCLOSURE PURSUANT TO MANAGERIAL REMUNERATION**

During the year under review, no Managerial Remuneration was required to be paid to the Directors of your Company. Further there were no employees who was drawing salary more than the prescribed limit under the provisions of the Companies Act, 2013. Hence, pursuant to Rule 5 (2) of the Companies (Appointment and Remuneration of Managerial Personnel) Rules, 2014, your Company was not required to disclose the names of the top ten employees in terms of remuneration drawn and the name of every employee.

**21. RISK MANAGEMENT POLICY**

Your Company has no risk management policy and no formal committee is constituted for this purpose, since it is not applicable.

**22. CORPORATE SOCIAL RESPONSIBILITY (CSR)**

Since your Company do not fall under any criteria specified in sub-section (1) of section 135 of the Companies Act, 2013, it is not required to constitute a Corporate Social Responsibility ("CSR") Committee.

**23. ANNUAL RETURN**

Pursuant to Companies (Amendments) Act 2017, effective from August 28, 2020, extract of the Annual return under section 92(3) of the Companies Act, 2013 is not applicable to your Company.

**24. DIRECTOR'S RESPONSIBILITY STATEMENT**

Pursuant to Section 134(3) (c) of the Companies Act, 2013, your Directors confirm that:

(a) In the preparation of the accounts for the Financial Year ended March 31, 2025, the applicable Accounting Standards have been followed and there were no material departures from the Accounting Standards.

(b) The Directors have selected such accounting policies and applied them consistently and make judgments and estimates that are reasonable and prudent so as to give true and fair view of the state of affairs of the Company at the end of the said Financial Year and of the profit and loss of the Company for the said Financial Year;

(c) The Directors have taken proper and sufficient care for the maintenance of adequate accounting records in accordance with the provisions of Companies Act, 2013 for safeguarding the assets of the Company and for preventing and detecting fraud and other irregularities;

(d) The Directors had prepared the accounts for the year ended March 31, 2025 on a 'going concern' basis;

(e) The Directors have devised proper systems to ensure compliance with the provisions of all applicable laws and that such systems were adequate and operating effectively.

**25. DISCLOSURE OF COMPOSITION OF AUDIT COMMITTEE AND PROVIDING VIGIL MECHANISM**

The provisions of Section 177 of the Companies Act, 2013 read with rule 6 and 7 of the Companies (Meetings of the Board and its Powers) Rules, 2013 is not applicable to your Company.

**26. PREVENTION OF SEXUAL HARASSMENT AT WORKPLACE**

Your Company is committed to provide a safe and conducive work environment to its employees.

Your Directors further state that during the year under review, there were no cases filed pursuant to the Sexual Harassment of Women at Workplace (Prevention, Prohibition and Redressal) Act, 2013.

**27. PARTICULARS OF EMPLOYEES**

Your Directors express their deep appreciation for the co-operation and support by employees at all levels of your Company. Your Directors wish to emphasize safe working culture in the organization and urge all employees to not only follow safety standards but also excel in all safety parameters.

**28. ACKNOWLEDGEMENTS**

Your Company takes this opportunity to thank all the Shareholders and investors of your Company for their continued support. Your Directors wish to place on record their appreciation for the co-operation and support received from employees, staff and other people associated with your Company and look forward for their continued support.

For and on behalf of the Board of Directors  
HFL Consumer Products Private Limited

Date: September 8, 2025  
Place: Mumbai



  
Sameer Kothari  
Director  
(DIN: 01361343)

  
Ganesh Argekar  
Director  
(DIN: 06865379)

**Annexure-I to the Director's Report**

Information as per Section 134(3)(m) of the Companies Act, 2013 read with Rule 8(3) of the Companies (Account) Rules, 2014 and forming part of the Directors Report for the Financial Year ended March 31, 2025.

Particulars with respect to Conservation of Energy etc. as per the Companies (Accounts) Rules, 2014.

**A. CONSERVATION OF ENERGY**

i) The steps taken or impact on conservation of energy

1. Energy consumption: Energy consumption has been higher per unit of production as compared to previous year, due to increase in production and higher plant utilisation.

2. Total energy consumption and energy consumption per unit of production are as under:

**POWER AND FUEL CONSUMPTION**

Particulars		Unit	(Amount in Rs.) Current Year
1	Electricity		
	Purchased Units	Kwh	8,782,438
	Total amount	Rs.	75,408,735
	Rate/ unit	Rs.	8.59
2	High Speed Diesel (For DG)		
	Quantity consumed	Ltr.	52,575
	Total amount	Rs.	4,704,849
	Average Rate / Liter	Rs.	89.49
3	Briquettes – For Boiler		
	Quantity	Kgs.	879,197
	Total Amount	Rs.	7,270,619
	Average Rate	Rs.	8.27

ii) The steps taken or impact on conservation of energy: NA

iii) The capital investment on energy conservation equipment: NA

<b>B. TECHNOLOGY ABSORPTION</b>	
(i) The efforts made towards technology absorption.	Not Applicable
(ii) The benefits derived like product improvement, cost reduction, product development or import substitution.	

	(iii) In case of imported technology (imported during the last Five years reckoned from the beginning of the Financial Year) – (a) the details of technology imported; (b) the year of import; (c) whether the technology been fully absorbed; (d) if not fully absorbed, areas where absorption has not taken place, and the reasons thereof; and future plans of action.	Not Applicable
	(iv) The expenditure incurred on Research and Development.	Not Applicable
<b>C. FOREIGN EXCHANGE EARNINGS AND OUTGO</b>		
	The Foreign Exchange earned in terms of actual inflows during the year and the Foreign Exchange outgo during the year in terms of actual outflows	Foreign Exchange used for capital advance were equivalent to Rs. 0.70 Crores.

## INDEPENDENT AUDITOR'S REPORT

To the Members of HFL Consumer Products Private Limited

### Report on the Audit of the Financial Statements

#### Opinion

We have audited the accompanying financial statements of HFL Consumer Products Private Limited ("the Company"), which comprise the Balance Sheet as at March 31, 2025, and the Statement of Profit and Loss, including Other Comprehensive Income, Statement of Changes in Equity and Statement of Cash Flows for the year then ended, and notes to the financial statements, including material accounting policy information and other explanatory information (hereinafter referred to as the "financial statements").

In our opinion and to the best of our information and according to the explanations given to us, the aforesaid financial statements give the information required by the Companies Act, 2013 ("the Act") in the manner so required and give a true and fair view in conformity with the Indian Accounting Standards prescribed under section 133 of the Act read with Companies (Indian Accounting Standards) Rules, 2015, as amended ("Ind AS") and other accounting principles generally accepted in India, of the state of affairs of the Company as at March 31, 2025, and profit (including other comprehensive income), changes in equity and its cash flows for the year ended on that date.

#### Basis for Opinion

We conducted our audit of the financial statements in accordance with the Standards on Auditing (SAs) specified under section 143(10) of the Act. Our responsibilities under those Standards are further described in the 'Auditor's Responsibilities for the Audit of the Financial Statements' section of our report. We are independent of the Company in accordance with the Code of Ethics issued by the Institute of Chartered Accountants of India ("ICAI") together with the ethical requirements that are relevant to our audit of the financial statements under the provisions of the Act and the Rules thereunder, and we have fulfilled our other ethical responsibilities in accordance with these requirements and the Code of Ethics. We believe that the audit evidence obtained by us is sufficient and appropriate to provide a basis for our opinion.

#### Information Other than the Financial Statements and Auditor's Report Thereon

The Company's Board of Directors is responsible for the other information. The other information comprises Director's Report but does not include the financial statements and our auditor's report thereon.

Our opinion on the financial statements does not cover the other information and we will not express any form of assurance conclusion thereon.

In connection with our audit of the financial statements, our responsibility is to read the other information identified above when it becomes available and, in doing so, consider whether the other information is materially inconsistent with the financial statements or our knowledge obtained in the audit, or otherwise appears to be materially misstated. If, based on the work we have performed, we conclude that there is a material misstatement of this other information, we are required to report that fact. We have nothing to report in this regard.

#### Responsibilities of Management and Board of Directors for the Financial Statements

The Company's Board of Directors is responsible for the matters stated in section 134(5) of the Act with respect to the preparation of these financial statements that give a true and fair view of the financial position, financial performance, changes in equity and cash flows of the Company in



# MSKA & Associates

## Chartered Accountants

accordance with the accounting principles generally accepted in India, including the Accounting Standards specified under section 133 of the Act. This responsibility also includes maintenance of adequate accounting records in accordance with the provisions of the Act for safeguarding of the assets of the Company and for preventing and detecting frauds and other irregularities; selection and application of appropriate accounting policies; making judgments and estimates that are reasonable and prudent; and design, implementation and maintenance of adequate internal financial controls, that were operating effectively for ensuring the accuracy and completeness of the accounting records, relevant to the preparation and presentation of the financial statement that give a true and fair view and are free from material misstatement, whether due to fraud or error.

In preparing the financial statements, the Management and Board of Directors are responsible for assessing the Company's ability to continue as a going concern, disclosing, as applicable, matters related to going concern and using the going concern basis of accounting unless the Board of Directors either intends to liquidate the Company or to cease operations, or has no realistic alternative but to do so.

The Board of Directors is also responsible for overseeing the Company's financial reporting process.

### Auditor's Responsibilities for the Audit of the Financial Statements

Our objectives are to obtain reasonable assurance about whether the financial statements as a whole are free from material misstatement, whether due to fraud or error, and to issue an auditor's report that includes our opinion. Reasonable assurance is a high level of assurance but is not a guarantee that an audit conducted in accordance with SAs will always detect a material misstatement when it exists. Misstatements can arise from fraud or error and are considered material if, individually or in the aggregate, they could reasonably be expected to influence the economic decisions of users taken on the basis of these financial statements.

We give in "Annexure A" a detailed description of Auditor's responsibilities for Audit of the Financial Statements.

### Report on Other Legal and Regulatory Requirements

1. As required by the Companies (Auditor's Report) Order, 2020 ("the Order"), issued by the Central Government of India in terms of sub-section (11) of section 143 of the Act, we give in "Annexure B" a statement on the matters specified in paragraphs 3 and 4 of the Order, to the extent applicable.
2. As required by Section 143(3) of the Act, we report that:
  - (a) We have sought and obtained all the information and explanations which to the best of our knowledge and belief were necessary for the purposes of our audit.
  - (b) In our opinion, proper books of account as required by law have been kept by the Company so far as it appears from our examination of those books
  - (c) The Balance Sheet, the Statement of Profit and Loss including other comprehensive income, the Statement of Changes in Equity and the Statement of Cash Flow dealt with by this Report are in agreement with the books of account.
  - (d) In our opinion, the aforesaid financial statements comply with the Accounting Standards specified under Section 133 of the Act.
  - (e) On the basis of the written representations received from the directors as on March 31, 2025, taken on record by the Board of Directors, none of the directors are disqualified as on March 31, 2025 from being appointed as a director in terms of Section 164 (2) of the Act.



# MSKA & Associates

## Chartered Accountants

- (f) With respect to the adequacy of the internal financial controls with reference to financial statements of the Company and the operating effectiveness of such controls, refer to our separate Report in "Annexure C".
- (g) With respect to the other matters to be included in the Auditor's Report in accordance with Rule 11 of the Companies (Audit and Auditors) Rules, 2014, in our opinion and to the best of our information and according to the explanations given to us:
- i. The Company does not have any pending litigations which would impact its financial position.
  - ii. The Company did not have any long-term contracts including derivative contracts for which there were any material foreseeable losses.
  - iii. There were no amounts which were required to be transferred to the Investor Education and Protection Fund by the Company.
  - iv.
    - 1) The Management has represented that, to the best of its knowledge and belief, no funds have been advanced or loaned or invested (either from borrowed funds or share premium or any other sources or kind of funds) by the Company to or in any other person(s) or entity(ies), including foreign entities ("Intermediaries"), with the understanding, whether recorded in writing or otherwise, that the Intermediary shall, directly or indirectly lend or invest in other persons or entities identified in any manner whatsoever by or on behalf of the Company ("Ultimate Beneficiaries") or provide any guarantee, security or the like on behalf of the Ultimate Beneficiaries.
    - 2) The Management has represented, that, to the best of its knowledge and belief, no funds have been received by the Company from any person(s) or entity(ies), including foreign entities (Funding Parties), with the understanding, whether recorded in writing or otherwise, as on the date of this audit report, that the Company shall, directly or indirectly, lend or invest in other persons or entities identified in any manner whatsoever by or on behalf of the Funding Party ("Ultimate Beneficiaries") or provide any guarantee, security or the like on behalf of the Ultimate Beneficiaries.
    - 3) Based on the audit procedures performed that have been considered reasonable and appropriate in the circumstances, and according to the information and explanations provided to us by the Management in this regard nothing has come to our notice that has caused us to believe that the representations under sub-clause (i) and (ii) of Rule 11(e) as provided under (1) and (2) above, contain any material misstatement.
  - v. The Company has neither declared nor paid any dividend during the year.
  - vi. The Company has used Focus 7 accounting software for maintaining its books of account during the year ended March 31, 2025 which has a feature of recording audit trail (edit log) facility, which is enabled at the application level, except that no audit trail feature was enabled at database level to log any direct data changes. Further, audit trail feature has been operated for all relevant transactions recorded in the accounting software. Also, during the course of our audit, we did not come across any instance of audit trail feature being tampered with. Additionally, the audit trail of prior years has been preserved at application level by the Company as per the statutory requirements for record retention to the extent it was enabled and recorded in respective years.



# MSKA & Associates

## Chartered Accountants

3. In our opinion, according to information, explanations given to us, the provisions of Section 197 read with Schedule V of the Act and the rules thereunder are not applicable to the Company as it is a private Company.

For M S K A & Associates  
Chartered Accountants  
ICAI Firm Registration No. 105047W



Virendra Kanak  
Partner  
Membership No. 110811  
UDIN: 25110811BMKWBY3477



Place: Mumbai  
Date: May 19, 2025

# MSKA & Associates

## Chartered Accountants

### ANNEXURE A TO THE INDEPENDENT AUDITOR'S REPORT OF EVEN DATE ON THE FINANCIAL STATEMENTS OF HFL Consumer Products Private Limited

#### Auditor's Responsibilities for the Audit of the Financial Statements

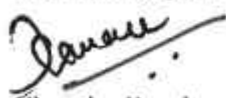
As part of an audit in accordance with SAs, we exercise professional judgment and maintain professional skepticism throughout the audit. We also:

- Identify and assess the risks of material misstatement of the financial statements, whether due to fraud or error, design and perform audit procedures responsive to those risks, and obtain audit evidence that is sufficient and appropriate to provide a basis for our opinion. The risk of not detecting a material misstatement resulting from fraud is higher than for one resulting from error, as fraud may involve collusion, forgery, intentional omissions, misrepresentations, or the override of internal control.
- Obtain an understanding of internal control relevant to the audit in order to design audit procedures that are appropriate in the circumstances. Under section 143(3)(i) of the Act, we are also responsible for expressing our opinion on whether the company has adequate internal financial controls with reference to financial statements in place and the operating effectiveness of such controls.
- Evaluate the appropriateness of accounting policies used and the reasonableness of accounting estimates and related disclosures made by management and Board of Directors.
- Conclude on the appropriateness of management and Board of Director's use of the going concern basis of accounting and, based on the audit evidence obtained, whether a material uncertainty exists related to events or conditions that may cast significant doubt on the Company's ability to continue as a going concern. If we conclude that a material uncertainty exists, we are required to draw attention in our auditor's report to the related disclosures in the financial statements or, if such disclosures are inadequate, to modify our opinion. Our conclusions are based on the audit evidence obtained up to the date of our auditor's report. However, future events or conditions may cause the Company to cease to continue as a going concern.
- Evaluate the overall presentation, structure and content of the financial statements, including the disclosures, and whether the financial statements represent the underlying transactions and events in a manner that achieves fair presentation.

We communicate with those charged with governance regarding, among other matters, the planned scope and timing of the audit and significant audit findings, including any significant deficiencies in internal control that we identify during our audit.

We also provide those charged with governance with a statement that we have complied with relevant ethical requirements regarding independence, and to communicate with them all relationships and other matters that may reasonably be thought to bear on our independence, and where applicable, related safeguards.

For M S K A & Associates  
Chartered Accountants  
ICAI Firm Registration No. 105047W



Virendra Kanak  
Partner  
Membership No. 110811  
UDIN: 25110811BMKWBY3477  
Place: Mumbai  
Date: May 19, 2025



# MSKA & Associates

## Chartered Accountants

### ANNEXURE B TO INDEPENDENT AUDITOR'S REPORT OF EVEN DATE ON THE FINANCIAL STATEMENTS OF HFL Consumer Products Private Limited FOR THE YEAR ENDED March 31, 2025

[Referred to in paragraph 1 under 'Report on Other Legal and Regulatory Requirements' in the Independent Auditors' Report]

- i. (a)A The Company has maintained proper records showing full particulars including quantitative details and situation of property, plant and equipment and relevant details of right-of-use assets.
- i. (a)B The Company has maintained proper records showing full particulars of intangible assets.
- i. (b) Property, Plant and Equipment and right of use assets have been physically verified by the management at during the year and no material discrepancies were identified on such verification.
- i. (c) According to the information and explanations given to us and on the basis of our examination of the records of the Company, the title deeds of immovable properties (other than properties where the Company is the lessee and the lease agreements are duly executed in favour of the lessee) as disclosed in the financial statements, are held in the name of the Company.
- i. (d) According to the information and explanations given to us, the Company has not revalued its property, plant and Equipment (including Right of Use assets) and intangible assets during the year. Accordingly, the provisions stated under clause 3(i)(d) of the Order are not applicable to the Company.
- i. (e) According to the information and explanations given to us, no proceeding has been initiated or pending against the Company for holding benami property under the Benami Transactions (Prohibition) Act, 1988, as amended and rules made thereunder. Accordingly, the provisions stated under clause 3(i)(e) of the Order are not applicable to the Company.
- ii. (a) The inventory has been physically verified during the year by the management. In our opinion, the frequency of verification, coverage and procedure of such verification is reasonable and appropriate, having regard to the size of the Company and the nature of its operations. The discrepancies noticed on physical verification of inventory as compared to book records were not 10% or more in aggregate for each class of inventory.
- ii. (b) During any point of time of the year, the Company has been sanctioned working capital limits in excess of Rs. 5 crores rupees, in aggregate from Banks, on the basis of security of current assets. Based on the records examined by us in the normal course of audit of the financial statements, yearly returns / statements filed with such Banks/ financial institutions are in agreement with the books of accounts of the Company. Refer note 14 to the financial statements.
- iii. According to the information and explanations provided to us, the Company has not made any investments in, or provided any guarantee or security, or granted any loans or advances in the nature of loans, secured or unsecured, to companies, firms, Limited Liability Partnerships or any other parties. Accordingly, the provisions stated under clause 3(iii) of the Order are not applicable to the Company.
- iv. According to the information and explanations given to us, there are no loans, investments, guarantees, and security in respect of which provisions of sections 185 and 186 of the Companies Act, 2013, are applicable and accordingly, the requirement to report under clause 3(iv) of the Order is not applicable to the Company.
- v. According to the information and explanations given to us, the Company has neither accepted any deposits from the public nor any amounts which are deemed to be deposits, within the meaning of the provisions of Sections 73 to 76 of the Companies Act, 2013 and the rules framed there under. Accordingly, the requirement to report under clause 3(iv) of the Order is not applicable to the Company.



# MSKA & Associates

## Chartered Accountants

- vi. The provisions of sub-Section (1) of Section 148 of the Companies Act, 2013 are not applicable to the Company as the Company do not meet the thresholds prescribed therein read with related Rules. Accordingly, the requirement to report on clause 3(vi) of the Order is not applicable to the Company.
- vii. (a) According to the information and explanations given to us and the records examined by us, in our opinion, undisputed statutory dues including goods and services tax, provident fund, employees' state insurance, income-tax, duty of customs, cess and other statutory dues have been regularly deposited by the Company with appropriate authorities in all cases during the year. No undisputed amounts payable in respect of these statutory dues were outstanding as at March 31, 2025, for a period of more than six months from the date they became payable.
- vii. (b) According to the information and explanations given to us and the records examined by us, there are no dues relating to goods and services tax, provident fund, employees' state insurance, income-tax, duty of customs, cess and other statutory dues which have not been deposited on account of any dispute.
- viii. According to the information and explanations given to us, there are no transaction which are not recorded in the books of account which have been surrendered or disclosed as income during the year in Income-tax Assessment under the Income Tax Act, 1961. Accordingly, the requirement to report as stated under clause 3(viii) of the Order is not applicable to the Company.
- ix. (a) In our opinion and according to the information and explanations given to us and the records of the Company examined by us, the Company has not defaulted in repayment of loans or borrowings or in payment of interest thereon to any lender.
- ix. (b) According to the information and explanations given to us and on the basis of our audit procedures, we report that the Company has not been declared wilful defaulter by any bank or financial institution or government or any government authority.
- ix. (c) In our opinion and according to the information and explanations provided to us, money raised by way of term loans during the year have been applied for the purpose for which they were raised. Refer Note 13 to the financial statements.
- ix. (d) According to the information and explanations given to us, and the procedures performed by us, and on an overall examination of the financial statements of the Company, we report that no funds raised on short-term basis have been utilised for long-term purposes by the Company.
- ix. (e) The Company does not have any subsidiary, associate, or joint venture. Accordingly, requirement to report under clause 3(ix)(e) of the order is not applicable to the Company.
- ix. (f) The Company does not have any subsidiary, associate, or joint venture. Accordingly, the requirement to report under clause 3(ix)(f) of the order is not applicable to the Company.
- x. (a) In our opinion and according to the information and explanations given to us, the Company did not raise any money by way of initial public offer or further public offer (including debt instruments) during the year. Accordingly, the reporting requirement under clause 3(x)(a) of the Order is not applicable to the Company.
- x. (b) According to the information and explanations given to us and based on our examination of the records of the Company, the Company has not made any preferential allotment or private placement of shares or convertible debentures (fully, partly, or optionally convertible) during the year. Accordingly, the requirements to report under clause 3(x)(b) of the Order is not applicable to the Company.
- xi. (a) Based on our examination of the books and records of the Company and according to the information and explanations given to us, we report that no fraud by the Company or no material fraud on the Company has been noticed or reported during the year in the course of our audit.
- (b) During the year no report under Section 143(12) of the Act, has been filed by cost auditor/ secretarial auditor or by us in Form ADT-4 as prescribed under Rule 13 of Companies (Audit and Auditors) Rules, 2014 with the Central Government.



# MSKA & Associates

## Chartered Accountants

- xi. (c) As represented to us by the Management, there are no whistle-blower complaints received by the Company during the year.
  - xii. The Company is not a Nidhi Company. Accordingly, the provisions stated under clause 3(xii)(a) to (c) of the Order are not applicable to the Company.
  - xiii. According to the information and explanations given to us and based on our examination of the records of the Company, the provisions of section 177 of the Companies Act, 2013 are not applicable to the Company. Further, the transactions with the related parties are in compliance with Section 188 of the Companies Act, 2013 and details of such transactions have been disclosed in the financial statements as required by the applicable accounting standards.
  - xiv. (a) In our opinion and based on our examination, the Company has an internal audit system commensurate with the size and nature of its business.
  - xiv. (b) We have considered the internal audit reports of the Company issued till the date of our audit report, for the period under audit.
  - xv. According to the information and explanations given to us, and based on our examination of the records of the Company, in our opinion during the year the Company has not entered into any non-cash transactions with its directors or persons connected with its directors and accordingly, the requirement to report on clause 3(xv) of the Order is not applicable to the Company.
  - xvi. (a) The Company is not required to be registered under Section 45 IA of the Reserve Bank of India Act, 1934 (2 of 1934) and accordingly, the requirements to report under clause 3(xvi)(a) of the Order is not applicable to the Company.
  - xvi. (b) The Company is not engaged in any Non-Banking Financial or Housing Finance activities during the year and accordingly, the provisions stated under clause 3 (xvi)(b) of the Order are not applicable to the Company.
  - xvi. (c) The Company is not a Core investment Company (CIC) as defined in the regulations made by Reserve Bank of India. Accordingly, the requirement to report under clause 3 (xvi)(c) of the Order is not applicable to the Company.
  - xvi. (d) The Group (as defined in the Core Investment Companies (Reserve Bank) Directions, 2016) does not have any Core Investment Company (as part of its group. Accordingly, the requirement to report under clause 3(xvi)(d) of the Order is not applicable to the Company.
  - xvii. Based on the overall review of financial statements, the Company has not incurred cash losses in the current financial year and in the immediately preceding financial year. Accordingly, the requirement to report under clause 3(xvii) of the Order is not applicable to the Company.
  - xviii. There has been no resignation of the statutory auditors during the year. Accordingly, reporting under clause 3(xviii) of the Order is not applicable to the Company.
  - xix. According to the information and explanations given to us and on the basis of the financial ratios (as disclosed in note 39(A) to the financial statements), ageing and expected dates of realisation of financial assets and payment of financial liabilities, other information accompanying the financial statements, our knowledge of the Board of Directors and management plans and based on our examination of the evidence supporting the assumptions, nothing has come to our attention, which causes us to believe that any material uncertainty exists as on the date of the audit report that Company is not capable of meeting its liabilities existing at the date of balance sheet as and when they fall due within a period of one year from the balance sheet date. We, however, state that this is not an assurance as to the future viability of the Company. We further state that our reporting is based on the facts up to the date of the audit report and we neither give any guarantee nor any assurance that all liabilities falling due within a period of one year from the balance sheet date, will get discharged by the Company as and when they fall due.
- According to the information and explanations given to us and based on our verification, provisions of Section 135 of the Companies Act, 2013, are not applicable to the Company



# MSKA & Associates

## Chartered Accountants

during the year. Accordingly, reporting under clause 3(xx) of the Order is not applicable to the Company.

- xxi. The reporting under clause 3(xxi) of the Order is not applicable in respect of audit of financial statements. Accordingly, no comment in respect of the said Clause has been included in the report.

For M S K A & Associates  
Chartered Accountants  
ICAI Firm Registration No. 105047W



Virendra Kanak  
Partner  
Membership No. 110811  
UDIN: 25110811BMKWBY3477



Place: Mumbai  
Date: May 19, 2025

## ANNEXURE C TO THE INDEPENDENT AUDITOR'S REPORT OF EVEN DATE ON THE FINANCIAL STATEMENTS OF HFL Consumer Products Private Limited

[Referred to in paragraph 2(f) under 'Report on Other Legal and Regulatory Requirements' in the Independent Auditors' Report of even date to the Members of HFL Consumer Products Private Limited on the Financial Statements for the year ended March 31, 2025]

### Report on the Internal Financial Controls under Clause (i) of Sub-section 3 of Section 143 of the Companies Act, 2013 ("the Act")

We have audited the internal financial controls with reference to financial statements of HFL Consumer Products Private Limited ("the Company") as of March 31, 2025 in conjunction with our audit of the financial statements of the Company for the year ended on that date.

#### Opinion

In our opinion, the Company, has, in all material respects, an adequate internal financial controls with reference to financial statements and such internal financial controls with reference to financial statements were operating effectively as at March 31, 2025, based on the internal control with reference to financial statements criteria established by the Company considering the essential components of internal control stated in the Guidance Note on Audit of Internal Financial Controls Over Financial Reporting (the "Guidance Note") issued by the Institute of Chartered Accountants of India ('ICAI').

#### Management's and Board of Director's Responsibility for Internal Financial Controls

The Company's Management and the Board of Directors are responsible for establishing and maintaining internal financial controls based on the internal control with reference to financial statements criteria established by the Company considering the essential components of internal control stated in the Guidance Note issued by ICAI. These responsibilities include the design, implementation and maintenance of adequate internal financial controls that were operating effectively for ensuring the orderly and efficient conduct of its business, including adherence to Company's policies, the safeguarding of its assets, the prevention and detection of frauds and errors, the accuracy and completeness of the accounting records, and the timely preparation of reliable financial information, as required under the Act.

#### Auditors' Responsibility

Our responsibility is to express an opinion on the Company's internal financial controls with reference to financial statements based on our audit. We conducted our audit in accordance with the Guidance Note and the Standards on Auditing, issued by ICAI and deemed to be prescribed under section 143(10) of the Act, to the extent applicable to an audit of internal financial controls. Those Standards and the Guidance Note require that we comply with ethical requirements and plan and perform the audit to obtain reasonable assurance about whether adequate internal financial controls with reference to financial statements was established and maintained and if such controls operated effectively in all material respects.

Our audit involves performing procedures to obtain audit evidence about the adequacy of the internal financial controls with reference to financial statements and their operating effectiveness. Our audit of internal financial controls with reference to the financial statements included obtaining an understanding of internal financial controls with reference to financial statements, assessing the risk that a material weakness exists, and testing and evaluating the design and operating effectiveness of internal control based on the assessed risk. The procedures selected depend on the auditor's judgement, including the assessment of the risks of material misstatement of the financial statements, whether due to fraud or error.



# MSKA & Associates

## Chartered Accountants

We believe that the audit evidence we have obtained is sufficient and appropriate to provide a basis for our audit opinion on the Company's internal financial controls with reference to financial statements.

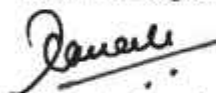
### Meaning of Internal Financial Controls With reference to Financial Statements

A company's internal financial control with reference to financial statements is a process designed to provide reasonable assurance regarding the reliability of financial reporting and the preparation of financial statements for external purposes in accordance with generally accepted accounting principles. A company's internal financial control with reference to financial statements includes those policies and procedures that (1) pertain to the maintenance of records that, in reasonable detail, accurately and fairly reflect the transactions and dispositions of the assets of the company; (2) provide reasonable assurance that transactions are recorded as necessary to permit preparation of financial statements in accordance with generally accepted accounting principles, and that receipts and expenditures of the company are being made only in accordance with authorizations of management and directors of the company; and (3) provide reasonable assurance regarding prevention or timely detection of unauthorized acquisition, use, or disposition of the company's assets that could have a material effect on the financial statements.

### Inherent Limitations of Internal Financial Controls With reference to financial statements

Because of the inherent limitations of internal financial controls with reference to financial statements, including the possibility of collusion or improper management override of controls, material misstatements due to error or fraud may occur and not be detected. Also, projections of any evaluation of the internal financial controls with reference to financial statements to future periods are subject to the risk that the internal financial control with reference to financial statements may become inadequate because of changes in conditions, or that the degree of compliance with the policies or procedures may deteriorate.

For M S K A & Associates  
Chartered Accountants  
ICAI Firm Registration No. 105047W



Virendra Kanak  
Partner  
Membership No.110811  
UDIN: 25110811BMKWBY3477



Place: Mumbai  
Date: May 19, 2025

HFL Consumer Products Private Limited  
Balance Sheet as at 31 March 2025  
(Amounts in Rs. Crores, unless otherwise stated)

	Notes	As at 31 March 2025	As at 31 March 2024
<b>ASSETS</b>			
<b>Non-current assets</b>			
Property, plant and equipment	4 (a)	178.78	186.67
Right of use assets	4 (a)	4.26	4.32
Capital work-in-progress	4 (b)	11.66	-
Intangible assets	4 (c)	0.15	0.17
Financial assets			
Other financial assets	5	2.35	2.26
Deferred tax asset (net)		-	-
Non-current tax assets	6	0.29	0.35
Other non-current assets	7	5.95	0.97
<b>Total non-current assets</b>		<b>203.44</b>	<b>194.74</b>
<b>Current assets</b>			
Inventories	8	28.79	22.71
Financial assets			
Trade receivables	9	10.22	10.66
Cash and cash equivalents	10	0.07	0.07
Other financial assets	5	10.78	7.83
Other current assets	7	4.18	15.44
<b>Total current assets</b>		<b>54.04</b>	<b>56.71</b>
<b>Total assets</b>		<b>257.48</b>	<b>251.45</b>
<b>EQUITY AND LIABILITIES</b>			
<b>Equity</b>			
Equity share capital	11	0.01	0.01
Other equity	12	4.27	0.33
<b>Total equity</b>		<b>4.28</b>	<b>0.34</b>
<b>Liabilities</b>			
<b>Non-current liabilities</b>			
Financial liabilities			
Borrowings	13	134.00	132.85
Lease liabilities	31	0.10	0.09
Provisions	18	0.23	0.12
Deferred tax liabilities (net)	27	1.02	0.05
<b>Total non-current liabilities</b>		<b>135.35</b>	<b>133.11</b>
<b>Current liabilities</b>			
Financial liabilities			
Borrowings	14	76.47	85.69
Lease liabilities	31	-	0.01
Trade payables	15		
i) outstanding dues of micro enterprises and small enterprises		0.21	0.86
ii) outstanding dues of creditors other than micro enterprise and small enterprise		39.01	25.68
Other financial liabilities	16	1.90	5.50
Other current liabilities	17	0.25	0.25
Provisions	18	0.01	0.01
<b>Total current liabilities</b>		<b>117.85</b>	<b>118.00</b>
<b>Total liabilities</b>		<b>253.20</b>	<b>251.11</b>
<b>Total equity and liabilities</b>		<b>257.48</b>	<b>251.45</b>

Summary of material accounting policies 2-3

The accompanying notes (1 to 44) are an integral part of the financial statements.

As per our report of even date attached  
For M S K A & Associates  
Chartered Accountants  
Firm's Registration No.:105047W




Virendra Kanak  
Partner  
Membership No: 110811

Place : Mumbai  
Date : May 19, 2025



For and on behalf of the Board of Directors of  
HFL Consumer Products Private Limited  
CIN: U15400MH2020PTC343381



Sameer R. Kothari  
Director  
DIN: 01361343

Place : Mumbai  
Date : May 19, 2025



Ganesh T. Arbekar  
Director  
DIN: 05865379

HFL Consumer Products Private Limited  
Statement of Profit and Loss for the year ended 31st March 2025  
(Amounts in Rs. Crores, unless otherwise stated)

	Notes	As at 31 March 2025	As at 31 March 2024
<b>Income</b>			
Revenue from operations	19	229.74	150.20
Other income	20	0.16	0.10
<b>Total income</b>		<b>229.90</b>	<b>150.30</b>
<b>Expenses</b>			
Cost of material consumed	21	162.51	93.96
Changes in Inventories of finished goods and work-in-progress	21	0.60	3.79
Employee benefits expense	22	4.61	3.41
Finance costs	23	20.25	19.25
Depreciation expenses	24	12.19	10.95
Manufacturing & operating costs	25	21.53	17.87
Other expenses	26	3.29	2.51
<b>Total expenses</b>		<b>224.98</b>	<b>151.74</b>
<b>Profit/(Loss) before tax</b>		<b>4.92</b>	<b>(1.44)</b>
<b>Tax expense</b>			
Current tax	27	-	-
Deferred tax		0.97	(0.27)
<b>Total tax expense</b>		<b>0.97</b>	<b>(0.27)</b>
<b>Profit/(Loss) for the year</b>		<b>3.95</b>	<b>(1.17)</b>
<b>Other comprehensive income</b>			
Items that will not be reclassified to profit or loss			
- Re-measurement (loss)/gains on defined benefit plans		(0.01)	0.03
- Income tax effect		-	-
<b>Total other comprehensive income, net of tax</b>		<b>(0.01)</b>	<b>0.03</b>
<b>Total comprehensive income for the year</b>		<b>3.94</b>	<b>(1.14)</b>
<b>Earnings per equity share (face value Rs 10 each)</b>			
Basic earnings per share (Rs)	28	3,949.51	(1,171.69)
Diluted earnings per share (Rs)	28	3,949.51	(1,171.69)

Summary of material accounting policies

2-3

The accompanying notes (1 to 44) are an integral part of the financial statements.

As per our report of even date attached  
For M S K A & Associates  
Chartered Accountants  
Firm's Registration No.:105047W

For and on behalf of the Board of Directors of  
HFL Consumer Products Private Limited  
CIN: U15400MH2020PTC343381



Virendra Kanak  
Partner  
Membership No: 110811




Sameer R. Kothari  
Director  
DIN: 01361343



Ganesh T. Argekar  
Director  
DIN: 06865379

Place : Mumbai  
Date : May 19, 2025

Place : Mumbai  
Date : May 19, 2025

HFL Consumer Products Private Limited  
Statement of Cash flows for the year ended 31 March 2025  
(Amounts in Rs. Crores, unless otherwise stated)

	As at 31 March 2025	As at 31 March 2024
<b>Cash flows from operating activities</b>		
Profit before tax	4.92	(1.44)
Adjustments for:		
Depreciation expenses	12.19	10.95
Interest on borrowing and Lease liability	20.02	18.81
Interest on lease liability	0.01	0.01
Other finance charge	0.22	0.42
Interest income	(0.14)	(0.06)
Gain on sale of property, plant and equipment	(0.00)	-
Re-measurement gains on defined benefit plans reclassified to OCI	-	0.03
Unrealised foreign exchange translation loss	-	(0.49)
<b>Operating profit/(loss) before working capital changes</b>	<b>37.22</b>	<b>28.23</b>
<b>Changes in working capital</b>		
(Increase) in inventories	(6.08)	(2.46)
(Increase)/Decrease in trade receivables	0.44	(4.77)
Decreased in other assets	11.25	5.27
(Increase) in financial assets	(2.95)	(4.56)
Increase in trade payables	12.66	7.26
(Decreased)/Increase in other liabilities	(0.00)	(0.01)
Increase in financial liabilities	0.09	0.07
Increase in provisions	0.10	0.02
<b>Cash generated from operations</b>	<b>52.73</b>	<b>29.05</b>
Income taxes paid (net)	0.06	(0.27)
<b>Net cash generated from operating activities (A)</b>	<b>52.79</b>	<b>28.78</b>
<b>Cash flows from investing activities</b>		
<b>Outflow:</b>		
Purchase of property, plant and equipment (net of capital creditors and including capital advances and capital work in progress)	(24.62)	(31.82)
Sale of property, plant and equipment	0.09	-
Interest received	0.06	0.01
<b>Net cash used in investing activities (B)</b>	<b>(24.47)</b>	<b>(31.81)</b>
<b>Cash flows from financing activities</b>		
Proceeds from long-term borrowings	16.17	26.72
(Repayment) of long-term borrowings	(14.39)	(14.47)
(Repayment)/Proceeds of short-term borrowings (net)	(9.66)	9.33
Lease rentals paid against lease liability	(0.01)	(0.01)
Interest paid	(20.43)	(18.54)
<b>Net cash used in financing activities (C)</b>	<b>(28.32)</b>	<b>3.03</b>
<b>Net (Decreased)/Increase in cash and cash equivalents (A+B+C)</b>	<b>(0.00)</b>	<b>(0.00)</b>
Cash and cash equivalents at the beginning of the year	0.07	0.07
<b>Cash and cash equivalents at the end of the Year</b>	<b>0.07</b>	<b>0.07</b>
<b>Cash and cash equivalents comprise of</b>		
On current accounts	0.06	0.06
Cash on hand	0.01	0.01
<b>Total cash and cash equivalents at end of the period</b>	<b>0.07</b>	<b>0.07</b>

(i) Figures in brackets represent cash outflow.

(ii) The above Cash Flow Statement has been prepared under indirect method as set out in Ind AS-7-Cash Flow Statement notified under the Section 133 of the Companies Act, 2013.

The accompanying notes (1 to 44) are an integral part of the financial statements.

As per our report of even date attached  
For M S K A & Associates  
Chartered Accountants  
Firm's Registration No.:105047W

  
Virendra Kanak  
Partner

Membership No: 110811

Place : Mumbai  
Date : May 19, 2025



For and on behalf of the Board of Directors of  
HFL Consumer Products Private Limited  
CIN: U15400MH2020PTC343381

  
Sameer R. Kothari  
Director

DIN: 01361343

Place : Mumbai  
Date : May 19, 2025

  
Ganesh T. Argekar  
Director

DIN: 06865379

HFL Consumer Products Private Limited  
Statement of Changes in Equity for the year ended 31 March 2025  
(Amounts in Rs. Crores, unless otherwise stated)

(A) Equity share capital (refer note 11)

Equity shares of Rs. 10/- each issued, subscribed and fully paid up  
Balance at the beginning of the year  
Add: issued during the year  
Balance at the end of the year

As at 31 March 2025		As at 31 March 2024	
No. of shares	Amount	No. of shares	Amount
10,000	0.01	10,000	0.01
-	-	-	-
10,000	0.01	10,000	0.01

(B) Other equity (refer note 12)

Particulars	Retained earnings	Total
Balance as at 1 April 2023	1.47	1.47
Profit for the year	(1.17)	(1.17)
Other comprehensive income	0.03	0.03
Total comprehensive income for the year	(1.14)	(1.14)
Balance as at 31 March 2024	0.33	0.33
Balance as at 1 April 2024	0.33	0.33
Profit for the year	3.95	3.95
Other comprehensive income	(0.01)	(0.01)
Total comprehensive income for the year	3.94	3.94
Balance as at 31 March 2025	4.27	4.27

The accompanying notes (1 to 44) are an integral part of the financial statements.

As per our report of even date attached  
For M S K A & Associates  
Chartered Accountants  
Firm's Registration No.:105047W

  
Virendra Kanak  
Partner  
Membership No: 110811



For and on behalf of the Board of Directors of  
HFL Consumer Products Private Limited  
CIN: U15400MH2020PTC343381

  
Sameer R. Kothari  
Director  
DIN: 01361343

  
Ganesh T. Argyekar  
Director  
DIN: 06865379

Place : Mumbai  
Date : May 19, 2025

Place : Mumbai  
Date : May 19, 2025

## 1. General information

HFL Consumer Products Private Limited (the "Company") is a private company domiciled in India and was incorporated in the year 2020 under the provisions of the Companies Act, 2013 applicable in India. It's registered and principal office of business is located at office No. 03, Level 2, Centrium, Phoenix Market City, Kurta, Mumbai - 400070. The Company is primarily engaged in the business of contract manufacturing of ice cream products.

## 2. Material accounting policies

### 2.1 Basis of preparation of financial statements

#### a) Statement of Compliance with Ind AS

These financial statements have been prepared in accordance with Indian Accounting Standards "(Ind AS)" notified under Section 133 of the Companies Act, 2013 (the "Act") read with the Companies (Indian Accounting Standards) Rules, 2015 (as amended from time to time) and presentation requirements of Division II of Schedule III to the Act (Ind AS compliant Schedule III), as applicable to the financial statements.

The financial statements have been prepared on accrual & going concern basis. Accounting policies have been consistently applied to all the years presented except where a newly issued accounting standard is initially adopted or a revision to an existing accounting standard requires a change in the accounting policy hitherto in use.

#### b) Basis of measurement

The financial statements have been prepared on a historical cost convention on accrual basis, except for defined benefit plans -plan assets measured at fair value and certain financial assets and financial liabilities.

#### c) Current / non-current classification

The Company has ascertained its operating cycle as twelve months for the purpose of current/ non-current classification of its assets and liabilities. The Company presents its assets and liabilities in the balance sheet based on current/ non-current classification.

An asset is treated as current when it is:

- Expected to be realised or intended to be sold or consumed in normal operating cycle
- Held primarily for the purpose of trading
- Expected to be realised within twelve months after the reporting period, or
- Cash or cash equivalent unless restricted from being exchanged or used to settle a liability for at least twelve months after the reporting period.

All other assets are classified as non-current.

A liability is current when:

- It is expected to be settled in normal operating cycle
- It is held primarily for the purpose of trading
- It is due to be settled within twelve months after the reporting period, or



- There is no unconditional right to defer the settlement of the liability for at least twelve months after the reporting period

**d) Use of estimates**

The preparation of financial statements in conformity with Ind AS requires the Management to make estimate and assumptions that affect the reported amount of assets and liabilities as at the balance sheet date, reported amount of revenue and expenses for the year and disclosures of contingent liabilities as at the balance sheet date. The estimates and assumptions used in the accompanying financial statements are based upon the Management's evaluation of the relevant facts and circumstances as at the date of the financial statements. Actual results could differ from these estimates. Estimates and underlying assumptions are reviewed on a periodic basis. Revisions to accounting estimates, if any, are recognized in the year in which the estimates are revised and in any future years affected. Refer Note 3 for detailed discussion on estimates and judgments.

**e) Rounding off of amounts**

The financial statements are reported in Indian Rupee which is functional currency of the Company and all the values are rounded to the nearest Crores (INR 0,000,000).

**2.2 Property, plant and equipment**

Freehold land is carried at acquisition cost and is not depreciated. All other items of property, plant and equipment are stated at acquisition cost less accumulated depreciation and impairment, if any. Acquisition cost includes expenditure that is directly attributable to the acquisition of the items.

Spare parts are recognised when they meet the definition of property, plant and equipment, otherwise, such items are classified as inventory.

Subsequent costs are included in the asset's carrying amount or recognized as a separate asset, as appropriate, only when it is probable that future economic benefits associated with the item will flow to the Company and the cost of the item can be measured reliably. The carrying amount of any component accounted for as a separate asset is derecognized when replaced. All other repairs and maintenance are charged to Statement of Profit and Loss during the year in which they are incurred.

Advances paid towards the acquisition of property, plant and equipment outstanding at each balance sheet date is classified as capital advances under other non-current assets and the cost of assets which are not ready for intended use before such date are disclosed under 'Capital work-in-progress'.

**Depreciation methods, estimated useful lives**

The Company depreciates property, plant and equipment over their estimated useful lives prescribed under Schedule II of Companies Act, 2013 using the straight-line method. The estimated useful lives of assets are as follows:

Property, plant and equipment	Estimated useful life
Leasehold Improvement*	Lease Period
Building	30 years
Plant and machinery	15 years
Furniture and Fixtures	10 years
Office Equipment	5 to 10 years



Electrical Equipment	10 years
Computers	3 years
Vehicles	2 to 15 years

\* Leasehold Improvement are amortised over the lease period, which corresponds with the useful lives of the assets.

Based on the technical expert's assessment of useful life, certain items of property plant and equipment are being depreciated over useful lives different from the prescribed useful lives under Schedule II to the Companies Act, 2013. Management believes that such estimated useful lives are realistic and reflect fair approximation of the period over which the assets are likely to be used.

Depreciation on addition to property plant and equipment is provided on pro-rata basis from the date when assets are ready for intended use. Depreciation on sale from property plant and equipment is provided up to the date preceding the date of sale, deduction as the case may be. Gains and losses on disposals are determined by comparing proceeds with carrying amount. These are included in Statement of Profit and Loss under 'Other income or Other expenses'.

Depreciation methods, useful lives and residual values are reviewed periodically at each financial year end and adjusted prospectively, if any, as appropriate.

### 2.3 Other intangible assets

Other intangible assets are stated at cost of acquisition net of recoverable taxes less accumulated amortisation/ depletion and impairment loss, if any. The cost comprises of purchase price and any cost directly attributable to bringing the asset to its working condition for the intended use. Expenditure incurred on acquisition of intangible assets which are not ready to use at the reporting date is disclosed under "Intangible assets under development".

#### Amortisation method and periods

Amortisation is charged on a straight-line basis over the estimated useful lives. The estimated useful lives and amortisation method are reviewed at the end of each annual reporting period, with the effect of any changes in the estimate being accounted for on a prospective basis.

The Company amortised intangible assets over their estimated useful lives using the straight-line method. The estimated useful lives of intangible assets are as follows:

Other intangible assets	Estimated useful life
Computer software	6 years



## 2.4 Foreign currency transactions

### a) Functional and presentation currency

Items included in the financial statements are measured using the currency of the primary economic environment in which the entity operates ('the functional currency'). The financial statements are presented in Indian rupee (INR), which is the Company's functional and presentation currency.

### b) Transactions and balances

On initial recognition, all foreign currency transactions are recorded by applying to the foreign currency amount the exchange rate between the functional currency and the foreign currency at the date of the transaction. Gains/losses arising out of fluctuation in foreign exchange rate between the transaction date and settlement date are recognised in the Statement of Profit and Loss. All monetary assets and liabilities in foreign currencies are restated at the year end at the exchange rate prevailing at the year end and the exchange differences are recognised in the Statement of Profit and Loss.

## 2.5 Fair value measurement

The Company measures financial instruments, such as, derivatives at fair value at each balance sheet date.

Fair value is the price that would be received to sell an asset or paid to transfer a liability in an orderly transaction between market participants at the measurement date. The fair value measurement is based on the presumption that the transaction to sell the asset or transfer the liability takes place either:

- ▶ In the principal market for the asset or liability, or
- ▶ In the absence of a principal market, in the most advantageous market for the asset or liability accessible to the Company.

The Company uses valuation techniques that are appropriate in the circumstances and for which sufficient data are available to measure fair value, maximizing the use of relevant observable inputs and minimizing the use of unobservable inputs. The Company's management determines the policies and procedures for fair value measurement such as derivative instrument.

All assets and liabilities for which fair value is measured or disclosed in the financial statements are categorized within the fair value hierarchy, described as follows, based on the lowest level input that is significant to the fair value measurement as a whole:

- ▶ Level 1 – Quoted (unadjusted) market prices in active markets for identical assets or liabilities
- ▶ Level 2 – Valuation techniques for which the lowest level input that is significant to the fair value measurement is directly or indirectly observable
- ▶ Level 3 – Valuation techniques for which the lowest level input that is significant to the fair value measurement is unobservable.

## 2.6 Revenue Recognition

The Company recognises revenue when (or as) the Company satisfies a performance obligation by transferring the promised goods or services to a customer. The promised good or service is transferred when (or as) the customer obtains control over a good or service and revenue is recognized at an amount that reflects the consideration to which the Company expects to be entitled in exchange for those goods or services. Revenue is reported net of taxes and duties as applicable.



For sale of goods, the Company recognizes revenue when it transfers control of goods to the customer. Control is passed on to the customer when goods are dispatched from Company's premises or as per terms with customers.

Revenue in excess of invoices are classified as unbilled revenue, while invoicing in excess of revenue are classified income received in advance.

Interest income is recognised on a basis of effective interest method as set out in Ind AS 109, Financial Instruments, and where no significant uncertainty as to measurability or collectability exists.

## 2.7 Taxes

Tax expense for the year, comprising current tax and deferred tax, are included in the determination of the net profit or loss for the year.

### a) Current income tax

Current tax assets and liabilities are measured at the amount expected to be recovered or paid to the taxation authorities. The tax rates and tax laws used to compute the amount are those that are enacted or substantively enacted, at the year end date. Current tax assets and tax liabilities are offset where the entity has a legally enforceable right to offset and intends either to settle on a net basis, or to realize the asset and settle the liability simultaneously.

### b) Deferred tax

Deferred income tax is provided in full, using the balance sheet approach, on temporary differences arising between the tax bases of assets and liabilities and their carrying amounts in financial statements. Deferred income tax is also not accounted for if it arises from initial recognition of an asset or liability in a transaction other than a business combination that at the time of the transaction affects neither accounting profit nor taxable profit (tax loss). Deferred income tax is determined using tax rates (and laws) that have been enacted or substantially enacted by the end of the year and are expected to apply when the related deferred income tax asset is realised or the deferred income tax liability is settled.

Deferred tax assets are recognised for all deductible temporary differences and unused tax losses only if it is probable that future taxable amounts will be available to utilize those temporary differences and losses.

Management periodically evaluates positions taken in tax returns with respect to situations in which applicable tax regulation is subject to interpretation. It establishes provisions where appropriate on the basis of amounts expected to be paid to the tax authorities.

Deferred tax assets and liabilities are offset when there is a legally enforceable right to offset current tax assets and liabilities and when the deferred tax balances relate to the same taxation authority.

Current and deferred tax is recognized in Statement of Profit and Loss, except to the extent that it relates to items recognised in other comprehensive income or directly in equity. In this case, the tax is also recognised in other comprehensive income or directly in equity, respectively.



## 2.8 Leases

The Company's lease asset classes primarily consist of leases for Land. The Company assesses whether a contract is or contains a lease, at inception of a contract. A contract is, or contains, a lease if the contract conveys the right to control the use of an identified asset for a period of time in exchange for consideration. To assess whether a contract conveys the right to control the use of an identified asset, the Company assesses whether:

- (i) the contract involves the use of an identified asset
- (ii) the Company has substantially all of the economic benefits from use of the asset through the period of the lease and
- (iii) the Company has the right to direct the use of the asset.

At the date of commencement of the lease, the Company recognises a right-of-use asset ("ROU") and a corresponding lease liability for all lease arrangements in which it is a lessee, except for leases with a term of twelve months or less (short-term leases) and leases of low value assets. For these short-term and leases of low value assets, the Company recognises the lease payments as an operating expense on a straight-line basis over the term of the lease.

The right-of-use assets are initially recognised at cost, which comprises the initial amount of the lease liability adjusted for any lease payments made at or prior to the commencement date of the lease plus any initial direct costs less any lease incentives. They are subsequently measured at cost less accumulated depreciation and impairment losses, if any. Right-of-use assets are depreciated from the commencement date on a straight-line basis over the shorter of the lease term and useful life of the underlying asset.

The lease liability is initially measured at the present value of the future lease payments. The lease payments are discounted using the interest rate implicit in the lease or, if not readily determinable, using the incremental borrowing rates. The lease liability is subsequently remeasured by increasing the carrying amount to reflect interest on the lease liability, reducing the carrying amount to reflect the lease payments made.

A lease liability is remeasured upon the occurrence of certain events such as a change in the lease term or a change in an index or rate used to determine lease payments. The remeasurement normally also adjusts the leased assets. Lease liability and ROU asset have been separately presented in the Balance Sheet and lease payments have been classified as financing cash flows.

## 2.9 Inventories

Inventories are valued at lower of cost and net realizable value after providing cost of obsolescence, if any. However, materials and other items held for use in the production of inventories are not written down below cost if the finished products in which they will be incorporated are expected to be sold at or above cost. The comparison of cost and net realizable value is made on an item-by-item basis. Costs incurred in bringing each product to its present location and condition are accounted for as follows:

Cost includes purchase price, (excluding those subsequently recoverable by the enterprise from the concerned revenue authorities), freight inwards and other expenditure incurred in bringing such inventories to their present location and condition. In determining the cost, weighted average cost method is used.

Manufactured finished goods and traded goods are valued at the lower of cost and net realisable value. Cost of work in progress and manufactured finished goods is determined on the weighted average basis



and comprises direct material, cost of conversion and other costs incurred in bringing these inventories to their present location and condition. Cost of traded goods is determined on a weighted average basis.

Provision of obsolescence on inventories is considered on the basis of management's estimate based on demand and market of the inventories.

Net realisable value is the estimated selling price in the ordinary course of business, less the estimated cost of completion and the estimated costs necessary to make the sale.

The comparison of cost and net realisable value is made on item by item basis.

## 2.10 Provisions and contingent liabilities

Provisions are recognized when there is a present obligation as a result of a past event, it is probable that an outflow of resources embodying economic benefits will be required to settle the obligation and there is a reliable estimate of the amount of the obligation. Provisions are measured at the best estimate of the expenditure required to settle the present obligation at the Balance sheet date.

If the effect of the time value of money is material, provisions are discounted using a current pre-tax rate that reflects, when appropriate, the risks specific to the liability. When discounting is used, the increase in the provision due to the passage of time is recognized as a finance cost.

Contingent liabilities are disclosed when there is a possible obligation arising from past events, the existence of which will be confirmed only by the occurrence or non-occurrence of one or more uncertain future events not wholly within the control of the Company or a present obligation that arises from past events where it is either not probable that an outflow of resources will be required to settle or a reliable estimate of the amount cannot be made.

## 2.11 Cash and cash equivalents

Cash and cash equivalent in the balance sheet comprise cash at banks, cash on hand and short-term deposits net of bank overdraft with an original maturity of three months or less, which are subject to an insignificant risk of changes in value.

For the purposes of the cash flow statement, cash and cash equivalents include cash on hand, cash in banks and short-term deposits net of bank overdraft.

## 2.12 Borrowing costs

Borrowing costs directly attributable to the acquisition, construction or production of an asset that necessarily takes a substantial period of time to get ready for its intended use or sale are capitalised as part of the cost of the asset. All other borrowing costs are expensed in the period in which they occur. Borrowing costs consist of interest and other costs that an entity incurs in connection with the borrowing of funds. Borrowing cost also includes exchange differences to the extent regarded as an adjustment to the borrowing costs.



## 2.13 Financial Instruments

A financial instrument is any contract that gives rise to a financial asset of one entity and a financial liability or equity instrument of another entity.

### a) Financial assets

#### i. Initial recognition and measurement

At initial recognition, financial asset is measured at its fair value plus, in the case of a financial asset not at fair value through profit or loss, transaction costs that are directly attributable to the acquisition of the financial asset. Transaction costs of financial assets carried at fair value through profit or loss are expensed in profit or loss.

#### ii. Subsequent measurement

For purposes of subsequent measurement, financial assets are classified in following categories:

- a) at amortized cost; or
- b) at fair value through other comprehensive income; or
- c) at fair value through profit or loss.

The classification depends on the entity's business model for managing the financial assets and the contractual terms of the cash flows.

**Amortized cost:** Assets that are held for collection of contractual cash flows where those cash flows represent solely payments of principal and interest are measured at amortized cost. Interest income from these financial assets is included in finance income using the effective interest rate method (EIR).

**Fair value through other comprehensive income (FVOCI):** Assets that are held for collection of contractual cash flows and for selling the financial assets, where the assets' cash flows represent solely payments of principal and interest, are measured at fair value through other comprehensive income (FVOCI). Movements in the carrying amount are taken through OCI, except for the recognition of impairment gains or losses, interest revenue and foreign exchange gains and losses which are recognized in Statement of Profit and Loss. When the financial asset is derecognized, the cumulative gain or loss previously recognized in OCI is reclassified from equity to Statement of Profit and Loss and recognized in other gains/ (losses). Interest income from these financial assets is included in other income using the effective interest rate method.

**Fair value through profit or loss:** Assets that do not meet the criteria for amortized cost or FVOCI are measured at fair value through profit or loss. Interest income from these financial assets is included in other income.

**Equity instruments:** All equity investments in scope of Ind AS 109 are measured at fair value. Equity instruments which are held for trading and contingent consideration recognised by an acquirer in a business combination to which Ind AS103 applies are classified as at FVTPL. For all other equity instruments, the Company may make an irrevocable election to present in other comprehensive income subsequent changes in the fair value. The Company makes such election on an instrument- by-instrument basis. The classification is made on initial recognition and is irrevocable.

If the Company decides to classify an equity instrument as at FVTOCI, then all fair value changes on the instrument, excluding dividends, are recognized in the OCI. There is no recycling of the amounts from OCI to P&L, even on sale of investment. However, the Company may transfer the cumulative gain or loss within equity.



Equity Instruments included within the FVTPL category are measured at fair value with all changes recognized in the profit and loss.

**b) Financial liabilities**

**i. Initial recognition and measurement**

Financial liabilities are classified, at initial recognition, as financial liabilities at fair value through profit or loss and at amortized cost, as appropriate.

All financial liabilities are recognized initially at fair value and, in the case of borrowings and payables, net of directly attributable transaction costs.

**ii. Subsequent measurement**

The measurement of financial liabilities depends on their classification, as described below:

**Financial liabilities at fair value through profit or loss**

Financial liabilities at fair value through profit or loss include financial liabilities held for trading and financial liabilities designated upon initial recognition as at fair value through profit or loss. Separated embedded derivatives are also classified as held for trading unless they are designated as effective hedging instruments. Gains or losses on liabilities held for trading are recognized in the Statement of Profit and Loss.

**Loans and borrowings:**

After initial recognition, interest-bearing loans and borrowings are subsequently measured at amortized cost using the EIR method. Gains and losses are recognized in Statement of Profit and Loss when the liabilities are derecognized as well as through the EIR amortization process. Amortized cost is calculated by taking into account any discount or premium on acquisition and fees or costs that are an integral part of the EIR. The EIR amortization is included as finance costs in the Statement of Profit and Loss.

**2.14 Employee benefits**

**a) Short-term obligations**

Liabilities for wages and salaries, including non-monetary benefits that are expected to be settled wholly within 12 months after the end of the year in which the employees render the related service are recognised in respect of employees' services up to the end of the year and are measured at the amounts expected to be paid when the liabilities are settled. The liabilities are presented as current employee benefit obligations in the balance sheet.

**b) Other long-term employee benefit obligations**

**i. Defined contribution plan**

Provident Fund: Contribution towards provident fund is made to the regulatory authorities, where the Company has no further obligations. Such benefits are classified as Defined Contribution Schemes as the Company does not carry any further obligations, apart from the contributions made on a monthly basis which are charged to the Statement of Profit and Loss.



Employee's State Insurance Scheme: Contribution towards employees' state insurance scheme is made to the regulatory authorities, where the Company has no further obligations. Such benefits are classified as Defined Contribution Schemes as the Company does not carry any further obligations, apart from the contributions made on a monthly basis which are charged to the Statement of Profit and Loss.

**ii. Defined benefit plans**

Gratuity (unfunded): The Company provides for gratuity, a defined benefit plan (the "Gratuity Plan") covering eligible employees in accordance with the Payment of Gratuity Act, 1972. The Gratuity Plan provides a lump sum payment to vested employees at retirement, death, incapacitation or termination of employment, of an amount based on the respective employee's salary. The Company's liability is actuarially determined (using the Projected Unit Credit method) at the end of each year. Actuarial losses/gains are recognised in the other comprehensive income in the year in which they arise.

**iii. Other long- term employee benefit obligations**

Compensated Absences: Accumulated compensated absences, which are expected to be availed or encashed within 12 months from the end of the year are treated as short term employee benefits. The obligation towards the same is measured at the expected cost of accumulating compensated absences as the additional amount expected to be paid as a result of the unused entitlement as at the year end.

Accumulated compensated absences, which are expected to be availed or encashed beyond 12 months from the end of the year end are treated as other long term employee benefits. The Company's liability is actuarially determined (using the Projected Unit Credit method) at the end of each year. Actuarial losses/gains are recognised in the statement of profit and loss in the year in which they arise.

**2.15 Contributed equity**

Equity shares are classified as equity share capital. Incremental costs directly attributable to the issue of new shares or options are shown in equity as a deduction, net of tax, from the proceeds.

**2.16 Earnings per share**

Basic earnings per share is calculated by dividing the net profit or loss for the year attributable to equity shareholders by the weighted average number of equity shares outstanding during the year. Earnings considered in ascertaining the Company's earnings per share is the net profit or loss for the year after deducting preference dividends and any attributable tax thereto for the year. The weighted average number of equity shares outstanding during the year and for all the years presented is adjusted for events, such as bonus shares, other than the conversion of potential equity shares, that have changed the number of equity shares outstanding, without a corresponding change in resources.

For the purpose of calculating diluted earnings per share, the net profit or loss for the year attributable to equity shareholders and the weighted average number of shares outstanding during the year is adjusted for the effects of all dilutive potential equity shares."

**2.17 Segment Reporting**

Operating segment are reported in a manner consistent with the internal reporting provided to the chief operating decision maker. The Chief Operating Decision Maker (CODM) reviews the operations of the company as contract manufacturing and consequently, no separate segment information has been furnished.



### 3(A) Significant accounting judgments, estimates and assumptions

The preparation of financial statements requires management to make judgments, estimates and assumptions that affect the reported amounts of revenues, expenses, assets and liabilities, and the accompanying disclosures, and the disclosure of contingent liabilities. Uncertainty about these assumptions and estimates could result in outcomes that require a material adjustment to the carrying amount of assets or liabilities affected in future years.

#### 3(A)(i) Estimates and assumptions

The key assumptions concerning the future and other key sources of estimation uncertainty at the year end date, that have a significant risk of causing a material adjustment to the carrying amounts of assets and liabilities within the next financial year, are described below. The Company based its assumptions and estimates on parameters available when the financial statements were prepared. Existing circumstances and assumptions about future developments, however, may change due to market changes or circumstances arising that are beyond the control of the Company. Such changes are reflected in the assumptions when they occur.

##### a) Taxes

Deferred tax assets are recognized for unused tax losses to the extent that it is probable that taxable profit will be available against which the losses can be utilized. Significant management judgment is required to determine the amount of deferred tax assets that can be recognized, based upon the likely timing and the level of future taxable profits together with future tax planning strategies.

##### b) Defined benefit plans and other long-term benefits (gratuity benefits and leave encashment)

The cost of the defined benefit plans such as gratuity and leave encashment are determined using actuarial valuations. An actuarial valuation involves making various assumptions that may differ from actual developments in the future. These include the determination of the discount rate, future salary increases and mortality rates. Due to the complexities involved in the valuation and its long-term nature, a defined benefit obligation is highly sensitive to changes in these assumptions. All assumptions are reviewed at each year end.

The principal assumptions are the discount and salary growth rate. The discount rate is based upon the market yields available on government bonds at the accounting date with a term that matches that of liabilities. Salary increase rate takes into account of inflation, seniority, promotion and other relevant factors on long term basis. For details refer Note 30.

##### c) Impairment of non-financial assets

In assessing impairment, management estimates the recoverable amount of each asset or cash-generating units based on expected future cash flows and uses an interest rate to discount them. Estimation uncertainty relates to assumptions about future operating results and the determination of a suitable discount rate.

##### d) Provision against obsolete and slow-moving inventories

The Company reviews the condition of its inventories and makes provision against obsolete and slow-moving inventory items which are identified as no longer suitable for sale or use. Company estimates



the net realisable value for such inventories based primarily on the latest invoice prices and current market conditions. The Company carries out an inventory review at each balance sheet date and makes provision against obsolete and slow-moving items.

**e) Impairment of financial assets**

The Company assesses impairment based on expected credit losses (ECL) model on trade receivables. The Company uses a provision matrix to determine impairment loss allowance on the portfolio of trade receivables. The provision matrix is based on its historically observed default rates over the expected life of the trade receivable and is adjusted for forward looking estimates. At every reporting date, the historical observed default rates are updated and changes in the forward-looking estimates are analysed.

**3(B) Recent pronouncements**

The Ministry of Corporate Affairs vide notification dated 9th September 2024 and 28th September 2024 notified the companies (Indian Accounting Standards) Second Amendment Rules, 2024 and Companies (Indian Accounting Standards) Third Amendment Rules, 2024, respectively, which amended/ notified certain accounting standards (see below), and are effective for annual reporting periods beginning on or after 1st April 2024:

- Insurance Contracts - Ind AS 117; and
- Lease liability in sale and leaseback – Amendments to Ind AS 116

These amendments are not applicable to the company, as there are no transactions of this nature within the company.



HFL Consumer Products Private Limited  
Notes forming part of the Financial Statements for the year ended 31 March 2025  
(Amounts in Rs. Crores, unless otherwise stated)

4 (a) Property, plant and equipment

	Gross carrying amount				Accumulated depreciation			Net block
	As at 1 April 2024	Additions/ Adjustments	Deductions/ Adjustments	As at 31 March 2025	As at 1 April 2024	For the year	Deductions/ Adjustments	As at 31 March 2025
<b>I Owned assets</b>								
Buildings #	46.15	0.81	-	46.96	2.05	1.47	-	3.53
Plant and machinery #	139.67	3.28	0.07	142.88	11.05	8.92	0.01	19.96
Furniture and fixtures	2.18	0.01	-	2.19	0.27	0.21	-	0.48
Electrical equipment	12.89	0.09	0.03	12.95	1.89	1.23	-	3.12
Computers	0.10	0.01	-	0.11	0.04	0.04	-	0.07
Vehicles	0.09	-	-	0.09	0.02	0.01	-	0.03
Office equipment's	1.12	0.10	-	1.22	0.20	0.23	-	0.43
<b>Total</b>	<b>202.20</b>	<b>4.30</b>	<b>0.10</b>	<b>206.40</b>	<b>15.53</b>	<b>12.10</b>	<b>0.01</b>	<b>27.62</b>
<b>II Right of Use assets</b>								
Leasehold land*	4.55	-	-	4.55	0.23	0.06	-	0.29
<b>Total</b>	<b>4.55</b>	<b>-</b>	<b>-</b>	<b>4.55</b>	<b>0.23</b>	<b>0.06</b>	<b>-</b>	<b>0.29</b>

# Includes finance cost capitalized during the year amounting to Nil (31 March 2024: Rs. Nil) in Plant and Machinery & Building. Further, Rs. 0.20 Crores (31 March 2024: Rs. Nil) capitalised in capital work in progress.

\* For changes in the carrying value of lease liability refer note 31

	Gross Block				Accumulated depreciation			Net block
	As at 1 April 2023	Additions/ Adjustments	Deductions/ Adjustments	As at 31 March 2024	As at 1 April 2023	For the year	Deductions/ Adjustments	As at 31 March 2024
<b>I Owned Assets</b>								
Buildings #	24.64	21.51	-	46.15	0.71	1.35	-	2.06
Plant and machinery #	54.43	85.24	-	139.67	3.16	7.89	-	11.05
Furniture and fixtures	0.96	1.32	-	2.18	0.07	0.20	-	0.27
Electrical equipment	8.17	4.72	-	12.89	0.69	1.20	-	1.89
Computers	0.03	0.07	-	0.10	0.01	0.03	-	0.04
Vehicles	0.09	-	-	0.09	0.01	0.01	-	0.02
Office equipment's	0.03	1.09	-	1.12	0.01	0.19	-	0.20
<b>Total</b>	<b>88.25</b>	<b>113.95</b>	<b>-</b>	<b>202.20</b>	<b>4.66</b>	<b>10.87</b>	<b>-</b>	<b>15.53</b>
<b>II Right of Use Assets</b>								
Leasehold land*	4.55	-	-	4.55	0.16	0.07	-	0.23
<b>Total</b>	<b>4.55</b>	<b>-</b>	<b>-</b>	<b>4.55</b>	<b>0.16</b>	<b>0.07</b>	<b>-</b>	<b>0.23</b>

\* For changes in the carrying value of lease liability refer note 31



4 (b) Capital Work in Progress (CWIP)

	As at 1 April 2024	Expenditure during the Year	Capitalized during the Year	Impairment	Written off	Closing as at 31 March 2025
CWIP	-	11.66	-	-	-	11.66
	As at 1 April 2023	Expenditure during the Year	Capitalized during the Year	Impairment	Impairment	Closing as at 31 March 2024
CWIP	81.55	16.65	98.20	-	-	-

Ageing of capital work in progress ("CWIP")

As at 31 March 2025	Amount in CWIP for a period of			Total
	Less than 1 year	1-2 years	More than 3 years	
Projects in progress	11.66	-	-	11.66
Projects temporarily suspended	-	-	-	-
<b>As at 31 March 2024</b>				
As at 31 March 2024	Amount in CWIP for a period of			Total
	Less than 1 year	1-2 years	More than 3 years	
Projects in progress	-	-	-	-
Projects temporarily suspended	-	-	-	-

There are no projects where completion is overdue or costs have exceeded the original plan or where activity has been suspended as at 31 March, 2025 and 31 March, 2024.

4 (c) Other intangible assets

	Gross carrying amount			Amortisation and impairment		Net Book
	As at 1 April 2024	Additions/ Adjustments	Disposals	As at 31 March 2025	As at 31 March 2025	
Computer software	0.18	0.01	-	0.19	0.03	0.15
<b>Total</b>	<b>0.18</b>	<b>0.01</b>	<b>-</b>	<b>0.19</b>	<b>0.03</b>	<b>0.15</b>
	Gross carrying amount			Amortisation and impairment		Net Book
	As at 1 April 2023	Additions/ Adjustments	Disposals	As at 31 March 2024	As at 31 March 2024	
Computer software	-	0.18	-	0.18	0.01	0.17
<b>Total</b>	<b>-</b>	<b>0.18</b>	<b>-</b>	<b>0.18</b>	<b>0.01</b>	<b>0.17</b>



	As at 31 March 2023		As at 31 March 2024	
	Non-current	Current	Non-current	Current
<b>3 Other financial assets</b>				
Financial Instruments at amortised cost				
Security deposits	1.01	-	1.00	-
As fixed deposit accounts with original maturity for more than 12 months	1.27	-	1.10	-
Interest accrued on deposits	0.07	-	0.16	-
Unbilled revenue	-	10.75	-	7.32
Other receivable*	-	0.03	-	0.31
<b>Total other financial assets</b>	<b>2.35</b>	<b>10.78</b>	<b>2.16</b>	<b>7.63</b>

\* Includes balance with bank held as margin money deposit against bank guarantee given to Uttar Pradesh Industrial Development Authority

\* Includes related party (Refer note 22)

	As at 31 March 2023	As at 31 March 2024
<b>4 Non-current tax assets</b>		
Advance Income tax (net)	0.29	0.33
<b>Total non-current tax assets</b>	<b>0.29</b>	<b>0.33</b>

	As at 31 March 2023		As at 31 March 2024	
	Non-current	Current	Non-current	Current
<b>7 Other assets</b>				
Capital advances	5.93	-	0.97	-
Balance with government authorities (other than income tax)	-	3.24	-	15.00
Prepaid expenses	0.02	0.03	0.00	0.01
Advances to suppliers	-	0.91	-	0.41
<b>Total other assets</b>	<b>5.95</b>	<b>4.18</b>	<b>0.97</b>	<b>15.42</b>

\* Value of contracts in capital account remaining to be executed as at 31 March 2023 Rs. 0.98 Crores (as at 31 March 2024) Rs. 1.25 Crores

	As at 31 March 2023	As at 31 March 2024
<b>8 Inventories*</b>		
Raw material and Intermediate In stock	16.49	12.16
Finished goods In stock	3.02	3.47
Packing material In stock	5.31	5.01
Spare and spares parts	0.77	0.72
<b>Total Inventories</b>	<b>25.59</b>	<b>21.36</b>

\* Hypothecated as charge against short term borrowings. Refer note 14

	As at 31 March 2023	As at 31 March 2024
<b>9 Trade receivables</b>		
Trade receivables	10.22	10.66
Less: Loss allowance	-	-
<b>Total trade receivables</b>	<b>10.22</b>	<b>10.66</b>
Current portion	10.22	10.66
Non-current	-	-

	As at 31 March 2023	As at 31 March 2024
<b>(a) Breakup of security details</b>		
Trade receivable considered good - secured	-	-
Trade receivable considered good - unsecured	10.22	10.66
Trade receivable which have significant increase in credit risk	-	-
Trade receivable - credit impaired	-	-
<b>Total</b>	<b>10.22</b>	<b>10.66</b>
Loss allowance	-	-
<b>Total trade receivables</b>	<b>10.22</b>	<b>10.66</b>

As at 31 March 2023							
Particulars	Not Due	Outstanding for following periods from due date of receipts					Total
		Less than 6 months	6 months - 1 year	1-2 years	2-3 years	More than 3 years	
(i) Undisputed Trade receivables - considered good	9.95	0.27	-	-	-	-	10.22
(ii) Undisputed Trade Receivables - which have significant increase in credit risk	-	-	-	-	-	-	-
(iii) Undisputed Trade Receivables - credit impaired	-	-	-	-	-	-	-
(iv) Disputed Trade receivables - considered good	-	-	-	-	-	-	-
(v) Disputed Trade Receivables - which have significant increase in credit risk	-	-	-	-	-	-	-
(vi) Disputed Trade Receivables - credit impaired	-	-	-	-	-	-	-
Less: Allowance for bad and doubtful debts (Disputed + Undisputed)	0.73	0.27	-	-	-	-	10.22

As at 31 March 2024							
Particulars	Not Due	Outstanding for following periods from due date of receipts					Total
		Less than 6 months	6 months - 1 year	1-2 years	2-3 years	More than 3 years	
(i) Undisputed Trade receivables - considered good	7.02	3.64	-	-	-	-	10.66
(ii) Undisputed Trade Receivables - which have significant increase in credit risk	-	-	-	-	-	-	-
(iii) Undisputed Trade Receivables - credit impaired	-	-	-	-	-	-	-
(iv) Disputed Trade receivables - considered good	-	-	-	-	-	-	-
(v) Disputed Trade Receivables - which have significant increase in credit risk	-	-	-	-	-	-	-
(vi) Disputed Trade Receivables - credit impaired	-	-	-	-	-	-	-
Less: Allowance for bad and doubtful debts (Disputed + Undisputed)	7.02	3.64	-	-	-	-	10.66

(c) No trade receivables are due from directors or other officers of the company either severally or jointly with any other person or firms or private companies in which any director is partner, a director or a member.

	As at 31 March 2023	As at 31 March 2024
<b>10 Cash and cash equivalents</b>		
Cash and cash equivalents		
Balances with banks		
- In current accounts	0.06	0.06
Cash on hand	0.01	0.01
<b>Total cash and cash equivalents</b>	<b>0.07</b>	<b>0.07</b>



11 Equity share capital

The Company has only one class of equity share capital having a par value of Rs. 10 per share, referred to herein as equity shares

	As at 31 March 2025	As at 31 March 2024
<b>Authorized</b>		
1,50,000 (31st March 2024 - 1,50,000) Equity shares of Rs. 10 each	0.15	0.15
	<b>0.15</b>	<b>0.15</b>
<b>Issued, subscribed and fully paid up</b>		
10,000 (31st March 2024 - 10,000) Equity shares of Rs. 10 each	0.01	0.01
Total	<b>0.01</b>	<b>0.01</b>

(a) Reconciliation of equity shares outstanding at the beginning and at the end of the year

	As at 31 March 2025		As at 31 March 2024	
	No. of shares	Amount	No. of shares	Amount
Outstanding at the beginning of the year	10,000	0.01	10,000	0.01
Add: Issued during the year	-	-	-	-
Outstanding at the end of the year	<b>10,000</b>	<b>0.01</b>	<b>10,000</b>	<b>0.01</b>

(b) Rights, preferences and restrictions attached to shares

Equity Shares: The Company has only one class of equity shares having par value of Rs.10/- per share. Each shareholder is entitled to one vote per share held. Dividend if any declared is payable in Indian Rupees.

During the year ended March 31, 2025, the amount of per share dividend recognized as distributions to equity shareholders was Nil. (31 March 2024: Nil).

In the event of liquidation of the Company, the holders of equity shares will be entitled to receive remaining assets of the Company, after distribution of all preferential amounts. The distribution will be in proportion to the number of equity shares held by the shareholders.

(c) Details of shares held by shareholders holding more than 5% of the aggregate shares in the Company

Name of the shareholder	As at 31 March 2025		As at 31 March 2024	
	No. of shares	% of holding in the class	No. of shares	% of holding in the class
Hindustan Foods Limited	10,000	100.00%	10,000	100.00%

As per records of the Company, including its register of shareholders and other declarations received from shareholders regarding beneficial interest, the above shareholding represents both legal and beneficial ownerships of shares.

(d) Shares held by holding company

Name of the shareholder	As at 31 March 2025		As at 31 March 2024	
	No. of shares	Amount	No. of shares	Amount
Hindustan Foods Limited	10,000	0.01	10,000	0.01

(e) Details of Shares held by Promoters at the end of the year / period

Promoter name	As at 31 March 2025			As at 31 March 2024		
	No. of shares	% of total shares	% Change during the year	No. of shares	% of total shares	% Change during the period
Hindustan Foods Limited	10,000	100%	0%	10,000	100%	0%
	<b>10,000</b>	<b>100%</b>	<b>0%</b>	<b>10,000</b>	<b>100%</b>	<b>0%</b>

(f) Information regarding issue of Equity Shares since the date of incorporation

(i) No share is allotted pursuant to contracts without payment being received in cash.

(ii) No bonus share has been issued

(iii) No share has been bought back

12 Other equity

	As at 31 March 2025	As at 31 March 2024
Retained earnings	4.27	0.33
	<b>4.27</b>	<b>0.33</b>

Nature and purpose of other reserves

Retained earnings	Retained earnings are the profits that the Company has earned till date, less any transfers to general reserve, dividends or other distributions paid to shareholders
-------------------	---

	As at 31 March 2025	As at 31 March 2024
Retained earnings		
Opening balance	0.33	1.47
Add: Net loss for the year / period	3.95	(1.17)
Add/(Less): Item of OCI for the year / period, net of tax	(0.01)	0.03
Closing balance	<b>4.27</b>	<b>0.33</b>



13 Non-current borrowings

	As at 31 March 2025	As at 31 March 2024
<b>Secured</b>		
Term loan		
From bank	149.82	148.22
Less: Current maturities of long term borrowings (refer note 14)	(15.82)	(15.38)
<b>Total non-current borrowings</b>	<b>134.00</b>	<b>132.85</b>

A) Terms of non-current borrowing are as under

Particulars	Rate of Interest (p.a.)	Repayment terms
Non-current, secured borrowings		
Term loan with bank	8.93% to 10.25 %	144 month(s) 12 years (Including moratorium of 12 months)

B) Nature of security :

1. Term Loan from Bank has been secured by exclusive charge by way of hypothecation on the current assets (Inventory and debtors), plant and machinery (All movable Fixed Assets), exclusive charge by way of Equitable mortgage on Industrial Land and building of factory, personal guarantee of Director Mr. Sameer Kothari and Corporate guarantee of holding company Hindustan Foods Limited.

C) Period and amount of default:

The Company has made no defaults in the payment of principal or interest during the year ended 31 March 2025.

D) Term loans from Bank contain certain debt covenants relating to debt-net worth ratio, Debt to EBITDA ratio and debt service coverage ratio. The company has also satisfied all other debt covenants prescribed in the terms of bank loan.

Particulars of Loans	Particulars of Loans	Purpose	Whether used for the purpose stated in the loan Agreement
Yes Bank	Term Loan	1. Towards purchase of Land and setting up manufacturing plant in Uttar Pradesh. 2. Toward purchase of building, Plant & Machinery and Material for Expansion of plant in Uttar Pradesh.	Yes

F) The Company have not pledged any financial and non financial assets as security for current or non-current borrowings.

14 Current borrowings

	As at 31 March 2025	As at 31 March 2024
<b>Secured</b>		
From bank		
Cash credits	18.19	18.71
Current maturities of long term borrowings (refer note 13)	15.82	15.36
<b>Unsecured</b>		
From related party (refer note 32)	42.46	51.60
<b>Total current borrowings</b>	<b>76.47</b>	<b>85.69</b>

A) Terms of current borrowing are as under

Particulars	Rate of Interest (p.a.)	Repayment terms
Current - Secured borrowings		
Bank (cash credits)	9% to 10.25 %	Repayable on demand
Current - Unsecured borrowings		
Hindustan Foods Limited	9.50%	Repayable on demand

B) Nature of security :

1. Cash Credit from Bank has been secured by charge on the current assets (Inventory and debtors), current and future plant and machinery (movable Fixed Assets), Industrial Land and building of factory, personal guarantee of Director Mr. Sameer Kothari and Corporate guarantee of holding company Hindustan Foods Limited.

C) Period and amount of default:

The Company has made no defaults in the payment of principal or interest during the year ended 31st March 2025.

D) The statements of current assets (Inventory & debtors) submitted by the Company with banks are materially in agreement with the books of accounts.

15 Trade payables

	As at 31 March 2025	As at 31 March 2024
Outstanding dues of micro enterprises and small enterprises	0.21	0.86
Outstanding dues of creditors other than micro enterprises and small enterprises	39.01	25.68
<b>Total trade payables</b>	<b>39.22</b>	<b>26.54</b>

Disclosure relating to suppliers registered under MSME Act, 2006 based on the information available with the Company:

Particulars	As at 31 March 2025	As at 31 March 2024
(a) Amount remaining unpaid to any supplier at the end of each accounting year / period:		
Principal	0.21	0.86
Interest	-	-
Total	0.21	0.86
(b) The amount of interest paid by the buyer in terms of section 16 of the MSME Act, 2006 along with the amount of the payment made to the supplier beyond the appointed day during each accounting year / period.	-	-
(c) The amount of interest due and payable for the year / period of delay in making payment (which have been paid but beyond the appointed day during the year) but without adding the interest specified under the MSME Act, 2006.	-	-
(d) The amount of interest accrued and remaining unpaid at the end of each accounting year / period.	-	-
(e) The amount of further interest remaining due and payable even in the succeeding years, until such date when the interest dues above are actually paid to the small enterprise, for the purpose of disallowance of a deductible expenditure under section 23 of the MSME Act, 2006.	-	-



HFL Consumer Products Private Limited

Notes forming part of the Financial Statements for the year ended 31 March 2025

(Amounts in Rs. Crores, unless otherwise stated)

Trade Payables ageing schedule

As at 31 March 2025

Particulars	Unbilled	Payables Not Due	Outstanding for following periods from due date of Payment				Total
			Less than 1 year	1-2 years	2-3 years	More than 3 years	
(i) MSME	-	0.21	-	-	-	-	0.21
(ii) Disputed dues - MSME	-	-	-	-	-	-	-
(iii) Others	1.01	15.33	22.59	0.01	0.04	0.02	39.00
(iv) Disputed dues - Others	-	-	-	-	-	-	-
<b>Total</b>	<b>1.01</b>	<b>15.54</b>	<b>22.59</b>	<b>0.01</b>	<b>0.04</b>	<b>0.02</b>	<b>39.21</b>

As at 31 March 2024

Particulars	Unbilled	Payables Not Due	Outstanding for following periods from due date of Payment				Total
			Less than 1 year	1-2 years	2-3 years	More than 3 years	
(i) MSME	-	0.77	0.09	-	-	-	0.86
(ii) Disputed dues - MSME	-	-	-	-	-	-	-
(iii) Others	0.89	10.82	13.79	0.16	0.02	-	25.68
(iv) Disputed dues - Others	-	-	-	-	-	-	-
<b>Total</b>	<b>0.89</b>	<b>11.59</b>	<b>13.88</b>	<b>0.16</b>	<b>0.02</b>	<b>-</b>	<b>26.54</b>



	As at 31 March 2025	As at 31 March 2024
<b>16 Other current financial liabilities</b>		
Capital creditors	1.43	5.12
Employee related payable	0.46	0.37
Security deposit received	0.01	0.01
<b>Total other current financial liabilities</b>	<b>1.90</b>	<b>5.50</b>
<b>17 Other current liabilities</b>		
Statutory dues payable	0.25	0.24
Advance From Customers	-	0.01
<b>Total other current liabilities</b>	<b>0.25</b>	<b>0.25</b>

	As at 31 March 2025		As at 31 March 2024	
	Non- current	Current	Non- current	Current
Provision for gratuity (unfunded) (refer note 30)	0.15	0.00*	0.08	0.00*
Provision for leave encashment (unfunded) (refer note 30)	0.08	0.01	0.04	0.00*
	<b>0.23</b>	<b>0.01</b>	<b>0.12</b>	<b>0.01</b>

\* Amount below rounding off norms

			Year ended 31 March 2025	Year ended 31 March 2024
<b>19 Revenue From operations</b>				
Revenue from contracts with customers:				
- Sale of products- Manufacturing			228.61	149.31
- Trading of goods			0.78	0.37
<b>Total</b>	<b>(A)</b>		<b>229.39</b>	<b>149.68</b>
Other operating revenue:				
- Scrap sales			0.35	0.52
<b>Total</b>	<b>(B)</b>		<b>0.35</b>	<b>0.52</b>
<b>Total Revenue from operations</b>	<b>Total</b>	<b>(A)+(B)</b>	<b>229.74</b>	<b>150.20</b>

A. Disaggregation of revenue from contracts with customers  
In the following table, revenue is disaggregated by major service lines.

	Year ended 31 March 2025	Year ended 31 March 2024
- Sale of products - contract manufacturing	228.61	149.31
- Trading of goods	0.78	0.37
<b>Total</b>	<b>229.39</b>	<b>149.68</b>
<b>Geographic revenue</b>		
- India	229.39	149.68
- Rest of the world	-	-
	<b>229.39</b>	<b>149.68</b>

**B. Trade receivables and contract balances**

The following table provides information about receivables, contract assets and current liabilities from contracts with customers:

	Year ended 31 March 2025	Year ended 31 March 2024
Receivables, which are included in trade receivables *	10.22	10.66
Unbilled revenue	10.75	7.32
Advances from customers	-	0.01
<b>Total</b>	<b>20.97</b>	<b>17.99</b>

\* Trade Receivable represents the amount of consideration in exchange for goods or services transferred to the customers that is unconditional. Contract assets are initially recognised for revenue from sale of goods and services.

**C. Transaction price allocated to the remaining performance obligation**

There are no unsatisfied long-term contracts / performance obligation that have impact on financial statements.

The Company applies the practical expedient in paragraph 121 of Ind AS 115 and does not disclose information about remaining performance obligations that have original expected durations of one year or less.

**D. Reconciliation of revenue recognised:**

	Year ended 31 March 2025	Year ended 31 March 2024
Gross revenue	229.74	150.20
Adjustment for credit notes:	-	-
	<b>229.74</b>	<b>150.20</b>



	Year ended 31 March 2025	Year ended 31 March 2024
<b>20 Other income</b>		
Interest income on fixed deposits	0.08	0.06
<u>Other non operating income :</u>		
Other interest income	0.06	-
Foreign exchange gain (net)	-	0.03
Miscellaneous income	0.02	0.01
<b>Total other income</b>	<b>0.16</b>	<b>0.10</b>
<b>21 Cost of Material Consumed</b>		
<b>Raw Material</b>		
Inventory at the beginning of the year	13.36	8.88
Add: Purchase	125.63	64.55
Less: Inventory at the end of the year	18.69	13.36
<b>Cost of Raw Matwerial consumed</b>	<b>120.30</b>	<b>60.07</b>
<b>Packaging Material</b>		
Inventory at the beginning of the year	5.01	3.73
Add: Purchase	43.51	35.17
Less: Inventory at the end of the year	6.31	5.01
<b>Cost of packaging Matwerial consumed</b>	<b>42.21</b>	<b>33.89</b>
<b>Total Cost of Materials consumed</b>	<b>162.51</b>	<b>93.96</b>
<b>Changes in inventories of finished goods, stock-in-trade and work-in-progress</b>		
<b>Inventories at the beginning of the year</b>		
- Finished goods	3.62	7.41
<b>Less: Inventories at the end of the year</b>		
- Finished goods	3.02	3.62
<b>Net decrease/(increase)</b>	<b>0.60</b>	<b>3.79</b>
<b>22 Employee Benefit Expenses</b>		
Salaries, wages and bonus	4.22	3.12
Contribution to provident and other funds	0.29	0.20
Gratuity expense (refer note 30)	0.07	0.05
Staff welfare	0.03	0.04
<b>Total Employee benefit expenses</b>	<b>4.61</b>	<b>3.41</b>
<b>23 Finance costs</b>		
Interest on borrowing*	15.72	15.42
Interest on loan from related party (refer note 32) *	4.30	3.40
Interest expense on lease liabilities	0.01	0.01
Other finance charge	0.22	0.42
<b>Total finance costs</b>	<b>20.25</b>	<b>19.25</b>

\* During the current financial year, interest amounting to Rs. 0.20 Crores capitalised. (FY 2023-24 Rs. 1.26 Crores)



HFL Consumer Products Private Limited

Notes forming part of the Financial Statements for the year ended 31 March 2025

(Amounts in Rs. Crores, unless otherwise stated)

24 Depreciation expenses

	Year ended 31 March 2025	Year ended 31 March 2024
Depreciation on property, plant and equipment [refer note 4 (a) I]	12.10	10.87
Depreciation on right of use assets [refer note 4 (a) II]	0.06	0.07
Amortization on intangibles assets [refer note 4 (c)]	0.03	0.01
<b>Total depreciation expense</b>	<b>12.19</b>	<b>10.95</b>

25 Manufacturing & operating cost

	Year ended 31 March 2025	Year ended 31 March 2024
Power, fuel & electricity	8.74	7.47
Repairs and maintenance - plant & machinery	1.30	1.13
Repairs and maintenance - others	0.21	0.17
Contract labour charges	8.61	7.04
Other manufacturing expenses	2.67	2.06
<b>Total Manufacturing &amp; operating cost</b>	<b>21.53</b>	<b>17.87</b>

26 Other expenses

	Year ended 31 March 2025	Year ended 31 March 2024
Insurance	0.29	0.22
Rent (refer note 31(iv))	1.23	0.63
Rates and taxes	0.04	0.01
Postage and courier	0.06	0.08
Legal and professional expenses	0.21	0.21
Auditors remuneration [refer note (a) below]	0.07	0.05
Foreign exchange loss (net)	0.07	0.12
Security charges	0.56	0.46
Bank charges	0.06	0.03
Miscellaneous expenses	0.70	0.70
<b>Total other expenses</b>	<b>3.29</b>	<b>2.51</b>

(a) Auditors remuneration (excluding GST)

	Year ended 31 March 2025	Year ended 31 March 2024
<b>As auditor:</b>		
Statutory audit	0.03	0.03
<b>In other capacity:</b>		
Limited review fees	0.04	0.02
Other matters	-	-
<b>Total</b>	<b>0.07</b>	<b>0.05</b>



HFL Consumer Products Private Limited  
Notes forming part of the Financial Statements for the year ended 31 March 2025  
(Amounts in Rs. Crores, unless otherwise stated)

27 Income tax expense

A) Income tax expense charged to the statement of profit or loss

Current tax

Deferred tax charge / (income)

**Deferred tax**

(Increase) in deferred tax asset

Increase in deferred tax liabilities

Income tax expense

Total

B) Reconciliation of tax charge

Profit before tax

Enacted income tax rate in India applicable to the Company

Income tax expense at tax rates applicable

Tax effects of:

Others

Income tax expense

C) Deferred tax relates to the following:

**Deferred tax assets**

On provision for employee benefits

On tax losses

On MSME Vendors due

On lease liabilities\*

**Deferred tax liabilities**

On property, plant and equipment

On unamortised processing cost

Deferred tax liabilities net

Deferred tax asset/(liability), net

\* Amount below rounding off norms

D) Deferred tax assets/ (liabilities) to be recognized in Statement of Profit and Loss

Deferred tax assets/(liabilities), net

Less: Opening deferred tax liabilities

Deferred tax expense for the year

Tax liability recognized in Statement of Profit and Loss

Total deferred tax expenses recognised in the statement of profit and loss

	Year ended 31 March 2025	Year ended 31 March 2024
	-	-
	0.97	(0.27)
	0.97	(0.27)
	(0.95)	(2.71)
	1.92	2.44
	0.97	(0.27)
	0.97	(0.27)
	4.92	(1.44)
	17.16%	17.16%
	0.84	(0.25)
	0.13	(0.02)
	0.97	(0.27)
	Year ended 31 March 2025	Year ended 31 March 2024
	0.06	0.04
	4.42	3.48
	-	0.02
	0.00	0.00
	4.49	3.54
	5.31	3.48
	0.21	0.11
	5.51	3.59
	(1.02)	(0.05)
	(1.02)	(0.05)
	Year ended 31 March 2025	Year ended 31 March 2024
	(1.02)	(0.05)
	(0.05)	(0.32)
	(0.97)	0.27
	(0.97)	0.27
	(0.97)	0.27
	(0.97)	0.27



28 Earnings per equity shares

The following reflects the income and share data used in the basic and diluted EPS computations:

	Year ended 31 March 2025	Year ended 31 March 2024
Profit/(Loss) attributable to equity holders	3.95	(1.17)
Add: Impact of dilutive potential equity shares	-	-
Attributable to equity holders adjusted for the effect of dilution	3.95	(1.17)
Weighted average number of equity shares (in lakhs) for basic and diluted EPS	0.10	0.10
Basic earnings per share (Rs)	3,949.51	(1,171.69)
Diluted earnings per share (Rs)	3,949.51	(1,171.69)

29 Contingencies and commitments

	As at 31 March 2025	As at 31 March 2024
Bank guarantees	1.10	1.10
Capital commitments: Capital expenses for Lucknow factory	0.98	1.95

30 Employee benefits

The Company has the following employee benefit plans:

(A) Defined contribution plans

Contribution to Defined Contribution Plans, recognised as expense for the year Rs. 0.29 crores (March 31, 2024: Rs. 0.20 crores) (refer note 22)

(B) Defined benefit plans

Gratuity payable to employees

Actuarial assumptions

	Year ended 31 March 2025	Year ended 31 March 2024
i) Discount rate (per annum)	6.70%	7.20%
Rate of increase in Salary	7.00%	7.00%
Expected average remaining working lives of employees (years)	26.92	26.83
Attrition rate	2% to 10%	2% to 10%

ii) Changes in the present value of defined benefit obligation

	Employee's gratuity fund	
	Year ended 31 March 2025	Year ended 31 March 2024
Present value of obligation at the beginning of the year		
Current service cost	0.07	0.05
Past service cost	-	-
Interest cost*	0.00	0.00
Benefits paid*	(0.00)	-
Actuarial (gain)/ loss on obligations	0.01	(0.03)
Present value of obligation at the end of the year	0.15	0.07

\* Amount below rounding off norms.

iii) Change in the fair value of plan assets:

Opening fair value of plan assets	-	-
Interest income	-	-
Contributions by employer	-	-
Benefits paid	-	-
Actuarial (losses)/ gains	-	-
Closing fair value of plan assets	-	-

iv) Expense recognized in the Statement of Profit and Loss

	Employee's gratuity fund	
	Year ended 31 March 2025	Year ended 31 March 2024
Current service cost	0.07	0.05
Past service cost	-	-
Interest cost*	0.00	0.00
Total expenses recognized in the Statement Profit and Loss	0.07	0.05

v) Expense recognized in the statement of other comprehensive income

	Employee's gratuity fund	
	Year ended 31 March 2025	Year ended 31 March 2024
Actuarial (gain) / loss on obligations	0.01	(0.03)
Actuarial gain /(loss) for the year on asset	-	-
Total expenses recognized in the statement of other comprehensive income	0.01	(0.03)



vi) Assets and liabilities recognized in the Balance Sheet:

Present value of unfunded obligation  
Less: fair value of plan assets  
**Net asset / (liability) recognized in Balance Sheet\***  
\*Included in provision for employee benefits (refer note 18)

Employee's gratuity fund		
Year ended	Year ended	
31 March 2025	31 March 2024	
0.15	0.15	0.07
-	-	-
0.15	0.15	0.07

vii) Expected contribution to the fund in the next year

Gratuity

Year ended	Year ended	
31 March 2025	31 March 2024	
0.00	0.00	0.00

viii) A quantitative sensitivity analysis for significant assumption is as shown below:

Impact on defined benefit obligation

Discount rate

0.5% increase  
0.5% decrease

Rate of increase in salary

0.5% increase  
0.5% decrease

Withdrawal rate

110% change  
90% change

Employee's gratuity fund		
Year ended	Year ended	
31 March 2025	31 March 2024	
0.14	0.14	0.07
0.16	0.16	0.08
-	-	-
0.16	0.16	0.08
0.14	0.14	0.07
-	-	-
0.15	0.15	0.07
0.15	0.15	0.08

ix) Maturity profile of defined benefit obligation

Year

Apr 2024- Mar 2025  
Apr 2025- Mar 2026  
Apr 2026- Mar 2027  
Apr 2027- Mar 2028  
Apr 2028- Mar 2029  
Apr 2029- Mar 2030  
Apr 2029 onwards  
Apr 2030 onwards

Employee's gratuity fund		
Year ended	Year ended	
31 March 2025	31 March 2024	
-	-	0.00
0.00	0.00	0.00
0.00	0.00	0.00
0.00	0.00	0.00
0.01	0.01	0.01
0.01	0.01	-
-	-	0.03
0.06	0.06	-

(C) Other long term employee benefit obligation

Leave entitlement

Employee Benefit expenses for the year include Rs 0.05 crores (March 31, 2024: Rs 0.01 crores) towards leave entitlement.

The liability for leave entitlement is recognized in the same manner as gratuity aggregating Rs. 0.09 Crores as at March 31, 2025 (March 31, 2024: Rs. 0.04 Crores).

\* Amount below rounding off norms.



31 Leases

(A)(ia) For changes in the carrying value of Right-of-use Assets refer note 4 (a) II

(ib) Changes in the lease liabilities

Particulars	Category of ROU Asset	
	Leasehold land	Total
Balance as at 31 March 2023	0.10	0.10
Interest	0.01	0.01
Additions	-	-
Lease Payments	(0.01)	(0.01)
Balance as at 1 April 2024	0.10	0.10
Interest	0.01	0.01
Additions	-	-
Lease payments	(0.01)	(0.01)
Balance as at 31 March 2025	0.10	0.11

(ii) Break-up of current and non-current lease liabilities

Particulars	As at 31 March 2025	As at 31 March 2024
Current lease liabilities	-	0.01
Non-current lease liabilities	0.10	0.09

(iii) Maturity analysis of lease liabilities

Particulars	As at 31 March 2025	As at 31 March 2024
Less than one year	0.01	0.01
One to five years	0.03	0.02
More than five years	0.69	0.71
Total	0.73	0.74

As per Para B11 of Ind AS 107 Financial Instruments: Disclosure, In preparing the maturity analyse an entity uses its judgement to determine an appropriate number of time bands.

(iv) Amounts recognised in statement of profit and loss account

Particulars	As at 31 March 2025	As at 31 March 2024
Interest on lease liabilities	0.01	0.77
Depreciation on right of use assets	0.06	0.07
Expense relating to short-term leases	1.23	0.63
Total	1.30	1.47

(v) Amounts recognised in statement of cash flows

Particulars	Year ended 31 March 2025	Year ended 31 March 2024
Total Cash outflow for leases	(0.01)	(0.45)



32 Related party disclosures:

(A) Names of related parties and description of relationship as identified and certified by the

Holding company

Hindustan Foods Limited

Company in which Director of Company is Director/Partners:

HFL Multiproducts Private Limited

Avalon Cosmetics Private Limited

HFL Healthcare and Wellness Private Limited

Aero Care Personal Products LLP

KNS Shoetech Private Limited

Key Management Personnel (KMP)

Sameer Kothari Director

Ganesh Argekar Director

Sanjay Sehgal Director

(B) Details of transactions with related party for the year ended:

	Year ended 31 March 2025	Year ended 31 March 2024
<b>Hindustan Foods Limited</b>		
Recharge of salaries	-	0.25
Loans availed	111.66	66.28
Loans repaid	120.80	62.01
Interest expense on loan	4.30	3.80
Purchase of export licences	-	0.09
Reimbursement of expenses	2.03	5.61
Corporate guarantee received	36.17	18.11
<b>HFL Multiproducts Private Limited</b>		
Reimbursement of expenses	-	0.49
Purchase of property, plant and equipment	0.09	-
<b>Avalon Cosmetics Private Limited</b>		
Purchase of Consumables	-	0.00
Reimbursement of expenses	0.00*	0.01

(C) Amount due to/from related party as on:

	As at 31 March 2025	As at 31 March 2024
<b>Hindustan Foods Limited</b>		
Loan, repayable on demand	42.46	51.60
Corporate guarantee received	167.71	168.19
<b>HFL Multiproducts Private Limited</b>		
Reimbursement of expenses	-	0.49
<b>Avalon Cosmetics Private Limited</b>		
Other receivables	0.00*	-

**Terms and conditions of transactions with related parties**

The transactions with related parties are made on terms equivalent to those that prevail in arm's length transactions. Outstanding balances at the year-end are unsecured and interest free except for borrowings and settlement occurs in cash. There have been no guarantees provided or received for any related party receivables or payables, except for the disclosure made above. For the year ended 31 March 2025, the Company has not recorded any impairment of receivables relating to amounts owed by related parties (31 March 2024: Nil). This assessment is undertaken each financial year through examining the financial position of the related party and the market in which the related party operates.

\*Amount below rounding off norms.



**33 Fair values of financial assets and financial liabilities**

The fair values of the financial assets and liabilities are included at the amount at which the instrument could be exchanged in a current transaction between willing parties, other than in a forced or liquidation sale.

The amortized cost using effective interest rate (EIR) of non-current financial assets/liabilities are not significantly different from the carrying amount and therefore the impact of fair value is not considered for above disclosure.

Financial assets that are neither past due nor impaired include cash and cash equivalents, security deposits, term deposits, and other financial assets.

The carrying value and fair value of financial instruments by categories as at March 31, 2025 were

Particulars	Note	Amortised Cost	Fair value	Total fair value	Total carrying value
<b>Financial assets</b>					
Other non-current financial assets	5	2.35	-	-	2.35
Other current financial assets	5	10.78	-	-	10.78
Trade receivable	9	10.22	-	-	10.22
Cash and cash equivalents	10	0.07	-	-	0.07
		<u>23.42</u>	<u>-</u>	<u>-</u>	<u>23.42</u>
<b>Financial liabilities</b>					
Non current borrowings	13	134.00	-	-	134.00
Current borrowings	14	76.47	-	-	76.47
Current and Non-current lease liabilities	31	0.10	-	-	0.10
Other current financial liabilities	16	1.90	-	-	1.90
Trade payables	15	39.22	-	-	39.22
		<u>251.69</u>	<u>-</u>	<u>-</u>	<u>251.69</u>

The carrying value and fair value of financial instruments by categories as at March 31, 2024 were

Particulars	Note	Amortised Cost	Fair value	Total fair value	Total carrying value
<b>Financial assets</b>					
Other non-current financial assets	5	2.26	-	-	2.26
Other current financial assets	5	7.83	-	-	7.83
Trade receivable	9	10.66	-	-	10.66
Cash and cash equivalents	10	0.07	-	-	0.07
		<u>20.82</u>	<u>-</u>	<u>-</u>	<u>20.82</u>
<b>Financial liabilities</b>					
Non-current borrowings	13	132.85	-	-	132.85
Current borrowings	14	85.69	-	-	85.69
Current and Non-current lease liabilities	31	0.10	-	-	0.10
Other current financial liabilities	16	5.50	-	-	5.50
Trade payables	15	26.54	-	-	26.54
		<u>250.69</u>	<u>-</u>	<u>-</u>	<u>250.69</u>

**34 Fair value hierarchy**

The following is the hierarchy for determining and disclosing the fair value of financial instruments by valuation technique:

- Level 1 - Quoted prices (unadjusted) in active markets for identical assets or liabilities.
- Level 2 - Inputs other than quoted prices included within Level 1 that are observable for the asset or liability, either directly (i.e. as prices) or indirectly
- Level 3 - Inputs for the assets or liabilities that are not based on observable market data (unobservable inputs).

No financial assets/liabilities have been valued using level 1 fair value measurements.

No fair value hierarchy of assets and liabilities which is measured at fair value in current year as well as previous financial year under level 3

Management has assessed that cash and cash equivalents, trade receivables, other financial assets, short-term borrowings trade payables and other financial liabilities carried at amortised cost approximate their carrying amount largely due to the short term maturities of these instruments.



**35 Financial risk management objectives and policies**

The Company is exposed to various financial risks. These risks are categorized into market risk, credit risk and liquidity risk. The Company's risk management is coordinated by the Board of Directors and focuses on securing long term and short term cash flows. The Company does not engage in trading of financial assets for speculative purposes.

**(A) Market risk**

Market risk is the risk that the fair value of future cash flows of a financial instrument will fluctuate because of changes in market prices. Market risk comprises three types of risk: interest rate risk, currency risk and other price risk, such as equity price risk and commodity risk. Financial instruments affected by market risk include borrowings and derivative financial instruments.

**(i) Interest rate risk**

Interest rate risk is the risk that the fair value or future cash flows of a financial instrument will fluctuate because of changes in market interest rates. The Company exposure to the risk of changes in market interest rates relates primarily to the Company's long-term debt obligations with floating interest rates. The Company manages its interest rate risk by having a balanced portfolio of fixed and variable rate loans and borrowings.

**Interest rate sensitivity**

The following table demonstrates the sensitivity to a reasonably possible change in interest rates on that portion of loans and borrowings. With all other variables held constant, the Company's loss before tax is affected through the impact on floating rate borrowings, as follows:

Exposure to Interest risk	Increase/ decrease in basis points	Effect on profit before tax
2025		
Rs	+50	1.05
Rs	-50	(1.05)
2024		
Rs	+50	1.09
Rs	-50	(1.09)

**(ii) Foreign currency risk**

Foreign currency risk is the risk that the fair value or future cash flows of a financial instrument will fluctuate because of changes in foreign exchange rates. The Company's exposure to the risk of changes in foreign exchange rates relates primarily to the Company's operating activities (when revenue or expense is denominated in a different currency from the Company's functional currency).

The following table shows unhedged foreign currency exposures receivable and payable at the end of the reporting period

Particulars	Currency	As at 31 March 2025		As at 31 March 2024	
		Foreign currency in Crores	Rs. in Crores	Foreign currency in Crores	Rs. in Crores
Capital creditors	Euro	-	-	0.03	2.53

**Foreign currency sensitivity**

The following table demonstrates the sensitivity to a reasonably possible change in the EURO exchange rate, with all other variables held constant, of the Company's profit before tax (due to changes in the fair value of monetary assets and liabilities).

Particulars	Effect on profit- total gain / (loss)			
	5% decrease in exchange rate		5% increase in exchange rate	
	As at 31 March 2025	As at 31 March 2024	As at 31 March 2025	As at 31 March 2024
Capital creditors	-	0.13	-	(0.13)
	-	0.13	-	(0.13)



(B) Credit risk

Credit risk is the risk of financial loss to the Company if a customer or counterparty to a financial instrument fails to meet its contractual obligations. Credit risk arises principally from the Company's receivables from deposits with landlords and other statutory deposits with regulatory agencies and also arises from cash held with banks and financial institutions. The maximum exposure to credit risk is equal to the carrying value of the financial assets. The objective of managing counterparty credit risk is to prevent losses in financial assets. The Company assesses the credit quality of the counterparties, taking into account their financial position, past experience and other factors.

The Company limits its exposure to credit risk of cash held with banks by dealing with highly rated banks and institutions and retaining sufficient balances in bank accounts required to meet a month's operational costs. The Management reviews the bank accounts on regular basis and fund drawdowns are planned to ensure that there is minimal surplus cash in bank accounts. The Company does a proper financial and credibility check on the landlords before taking any property on lease and hasn't had a single instance of non-refund of security deposit on vacating the leased property. The Company also in some cases ensure that the notice period rentals are adjusted against the security deposits and only differential, if any, is paid out thereby further mitigating the non-realization risk. The Company does not foresee any credit risks on deposits with regulatory authorities.

During the financial year company have trade receivables at the March 31, 2025 is Rs. 10.22 Crores and at the March 31, 2024 is Rs. 10.66 Crores.

The ageing analysis for accounts receivables has been considered from the date the invoice falls due:

	As at 31 March 2025	As at 31 March 2024
Not due	9.95	7.02
Less than 6 months	0.27	3.64
6 months to 12 months	-	-
beyond 12 months	-	-
	<b>10.22</b>	<b>10.66</b>

(C) Liquidity risk

Liquidity risk is the risk that the Company will not be able to meet its financial obligations as they become due. The Company manages its liquidity risk by ensuring, as far as possible, that it will always have sufficient liquidity to meet its liabilities when due. Processes and policies related to such risks are overseen by senior management who monitors the Company's net liquidity position through rolling forecasts on the basis of expected cash flows.

The table below summarizes the maturity profile of the Company's financial liabilities:

	More than 1 Year	Total
<b>As at 31 March 2025</b>		
Long-term borrowings	134.00	134.00
Current borrowings	-	76.47
Lease liabilities	0.10	0.10
Trade payables	-	39.22
Other current financial liabilities	-	1.90
	<b>134.10</b>	<b>251.69</b>
	<b>More than 1 Year</b>	<b>Total</b>
<b>As at 31 March 2024</b>		
Long-term borrowings	132.85	132.85
Current borrowings	-	85.69
Lease liabilities	0.09	0.10
Trade payables	-	26.54
Other current financial liabilities	-	5.50
	<b>132.94</b>	<b>250.69</b>



## 36 Capital management

For the purpose of the Company's capital management, capital includes issued equity capital, share premium and all other equity reserves attributable to the equity holders. The primary objective of the Company's capital management is to maximize the shareholder value and to ensure the Company's ability to continue as a going concern.

The Company has not distributed any dividend to its shareholders. The Company monitors gearing ratio i.e. total debt in proportion to its overall financing structure, i.e. equity and debt. Total debt comprises of non-current borrowing which represents borrowings from bank & current borrowings represents loan from holding company. The Company manages the capital structure and makes adjustments to it in the light of changes in economic conditions and the risk characteristics of the underlying assets.

	As at 31 March 2025	As at 31 March 2024
Total equity	4.28	0.34
Total borrowings	210.57	218.64
Less: cash and cash equivalents	(0.07)	(0.07)
Total debt	210.51	218.58
Overall financing	214.79	218.91
Gearing ratio	0.98	1.00

## Capital Management

In order to achieve this overall objective, the Company's capital management, amongst other things, aims to ensure that it meets financial covenants attached to the interest-bearing loans and borrowings that define capital structure requirements. Breaches in meeting the financial covenants would permit the bank to immediately call loans and borrowings. There have been no breaches in the financial covenants of any interest-bearing loans and borrowing in the current period.

No changes were made in the objectives, policies or processes for managing capital during the years ended 31 March 2025 and 31 March 2024.

## 37 Disclosure as required by Ind AS 7 - "Cash Flow Statements" - changes in liabilities arising from financing activities:

Particulars	As at 31 March 2024		Cash flow changes		Reclassification	As at
	Receipts	Payments	31 March 2025			
Non-current borrowings (refer note 13)	132.85	16.17	(14.39)	(0.63)		134.00
Current borrowings (refer note 14)	85.69		(9.66)	0.63		76.47
<b>Total</b>	<b>218.54</b>	<b>16.17</b>	<b>(24.05)</b>	<b>-</b>		<b>210.47</b>

## 38 The Company is predominantly engaged in a single business segment which is "contract manufacturing" and the Chief Operating Decision Maker (CODM) reviews the operations of the Company as contract manufacturing. Consequently, no separate segment information has been furnished herewith.



36 Additional regulatory information

(A) Accounting ratios

Sr No.	Ratio	Formula	Particulars		March 31, 2025		March 31, 2024		Variation	Reason (if variation is more than 25%)
			Numerator	Denominator	Numerator	Denominator	31 March 2025	31 March 2024		
(a)	Current Ratio	Current Assets / Current Liabilities	Current Assets - Inventories + Trade receivables + Cash & Cash equivalents + Other current assets + Other current financial assets	Current Liabilities - Short term borrowings + Current lease liabilities + Trade payables + Other current financial liabilities + Other current liabilities	56.71	117.49	56.71	118.00	1.48	-4.60%
(b)	Debt-Equity Ratio	Debt / Equity	Debt - Long term borrowings + Short term borrowings	Equity - Equity + Reserve and Surplus	310.47	4.28	218.34	0.34	645.21	92.30%
(c)	Debt Service Coverage Ratio	Net Operating Income / Debt Service	Net Operating Income - net profit after taxes + Non-cash operating expenses + Finance cost	Debt Service - Interest & Lease Payments + Principal Payments	34.39	44.68	20.08	35.72	0.66	-4.99%
(d)	Return on Equity Ratio	Profit after tax less pref. Dividend x 100 / Shareholder's Equity	Net Income - net profit after taxes - Preference dividend	Shareholder's Equity	3.93	4.28	(1.17)	0.34	(341.14)	During the current year, the company has earned profit however during the previous year, the company has suffered losses which leads to significant variation in ratio.
(e)	Inventory Turnover Ratio	Cost of Goods Sold / Average Inventory	Cost of Goods Sold	Opening Inventory + Closing Inventory / 2	163.42	35.75	97.75	21.48	4.55	20.22%
(f)	Trade Receivables Turnover Ratio	Net Credit Sales / Average Trade Receivables	Net Credit Sales	Opening Trade Receivables + Closing Trade Receivables / 2	229.74	10.44	130.30	8.28	18.13	21.37%
(g)	Trade Payables Turnover Ratio	Net Credit Purchases / Average Trade Payables	Net Credit Purchases	Opening Trade Payables + Closing Trade Payables / 2	189.74	32.88	99.72	23.16	4.31	15.69%
(h)	Net Capital Turnover Ratio	Revenue / Average Working Capital	Revenue	Average Working Capital - Average of Current assets - Current liabilities	329.74	(62.25)	150.20	(58.09)	(0.25)	42.00%
(i)	Net Profit Ratio	Net Profit / Net Sales	Net Profit	Net Sales	3.85	228.74	(1.17)	130.20	-0.78	-31.32%
(j)	Return on Capital Employed	EBIT / Capital Employed	EBIT - Earnings before interest and taxes	Capital Employed - Total Assets - Current liability	23.17	139.03	77.81	133.45	13.34%	28.00%
(k)	Return on Investment	Net Profit / Net Investment	Net Profit	Net Investment - Net Equity	3.93	4.28	(1.17)	0.34	(344.14)	During the current year, the company has earned profit however during the previous year, the company has suffered losses which leads to significant variation in ratio.



39 Additional regulatory information

(B) Title deeds of immovable Properties not held in name of the Company

The Company does not hold any immovable property (other than properties where the Company is the lessee and the lease agreements are duly executed in favour of the lessee) whose title deeds are not held in the name of the Company, at anytime during the year ended 31 March 2025 and 31 March 2024.

(C) Details of benami property held

No proceedings have been initiated on or are pending against the Company for holding benami property under the Benami Transactions (Prohibition) Act, 1988 (45 of 1988) and Rules made thereunder.

(D) Wilful defaulter

The Company has not been declared wilful defaulter by any bank or financial institution or government or any government authority.

(E) Relationship with Struck off Companies under section 248 of the Companies Act, 2013 or section 560 of Companies Act, 1956

The Company does not have any transactions or balance outstanding with companies struck off under section 248 of the Companies Act, 2013 or section 560 of Companies Act, 1956.

(F) Registration of charges or satisfaction with Registrar of Companies

The Company does not have any charges or satisfaction which is yet to be registered with ROC beyond the statutory period.

(G) Compliance with number of layers of companies

The Company has complied with the number of layers prescribed under clause (87) of section 2 of the Act read with the Companies (Restriction on number of Layers) Rules, 2017.

(H) Undisclosed income

The Company does not have any undisclosed income which is not recorded in the books of account that has been surrendered or disclosed as income during the year (previous year) in the tax assessments under the Income Tax Act, 1961 (such as, search or survey or any other relevant provisions of the Income Tax Act, 1961).

(I) Details of Crypto Currency or Virtual Currency

The Company has not traded or invested in Crypto currency or Virtual Currency during the year ended 31 March 2025.

(J) Utilisation of borrowed funds and share premium

(i) The Company has not advanced or loaned or invested funds to any other person(s) or entity(ies), including foreign entities (intermediaries) with the understanding that the intermediary shall:

(a) directly or indirectly lend or invest in other persons or entities identified in any manner whatsoever by or on behalf of the Company (Ultimate Beneficiaries) or

(b) provide any guarantee, security or the like to or on behalf of the Ultimate Beneficiaries

(ii) The Company has not received any fund from any person(s) or entity(ies), including foreign entities (Funding Party) with the understanding (whether recorded in writing or otherwise) that the Company shall:

(a) directly or indirectly lend or invest in other persons or entities identified in any manner whatsoever by or on behalf of the Funding Party (Ultimate Beneficiaries) or

(b) provide any guarantee, security or the like on behalf of the Ultimate Beneficiaries.

(K) Compliance with approved scheme(s) of arrangements

The Company has not entered into any scheme of arrangement which has an accounting impact on current year or previous period.

(L) Valuation of Property plant and equipment

The Company has not revalued its property, plant and equipment during the year ended 31st March 2025 and 31st March 2024.

(M) Loans and advances to promoters and directors

The Company has not given loans and advances to promoters and directors.

40 The Code on Social Security 2020 ('the Code') relating to employee benefits, during the employment and post-employment, has received Presidential assent on September 28, 2020. The Code has been published in the Gazette of India. Further, the Ministry of Labour and Employment has released draft rules for the Code on November 13, 2020. However, the effective date from which the changes are applicable is yet to be notified and rules for quantifying the financial impact are also not yet issued. The Company will assess the impact of the Code and will give appropriate impact in the standalone financial statements in the period in which, the Code becomes effective and the related rules to determine the financial impact are published.

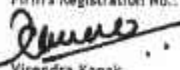
41 Previous year's figure have been regrouped/ reclassified whenever necessary to correspond with current year's classification/ disclosure.

42 From current year, the Company has changed presentation denomination from "Rs in Lacs" to "Rs in Crores". Accordingly, the figures for the previous year end have been re-presented in "Rs in Crores".

43 These financial statements were authorised for issue by the Board of Directors on Date : May 19, 2025

44 No Significant Subsequent events have been observed which may require an adjustments to the financial statements.

As per our report of even date  
For M S K A B Associates  
Chartered Accountants  
Firm's Registration No.: 105047W

  
Virendra Kanak  
Partner  
Membership No: 110811

Place : Mumbai  
Date : May 19, 2025




For and on behalf of the Board of Directors of  
HFL Consumer Products Private Limited



Sameer R. Kothari  
Director  
DIN: 01361343

Place : Mumbai  
Date : May 19, 2025

  
Ganesh T. Argekar  
Director  
DIN: 06885379